




Rozvíjíme myšlení

Velká ryba pluje vpravo. Které rybky také plují vpravo? Zakroužkuj je!

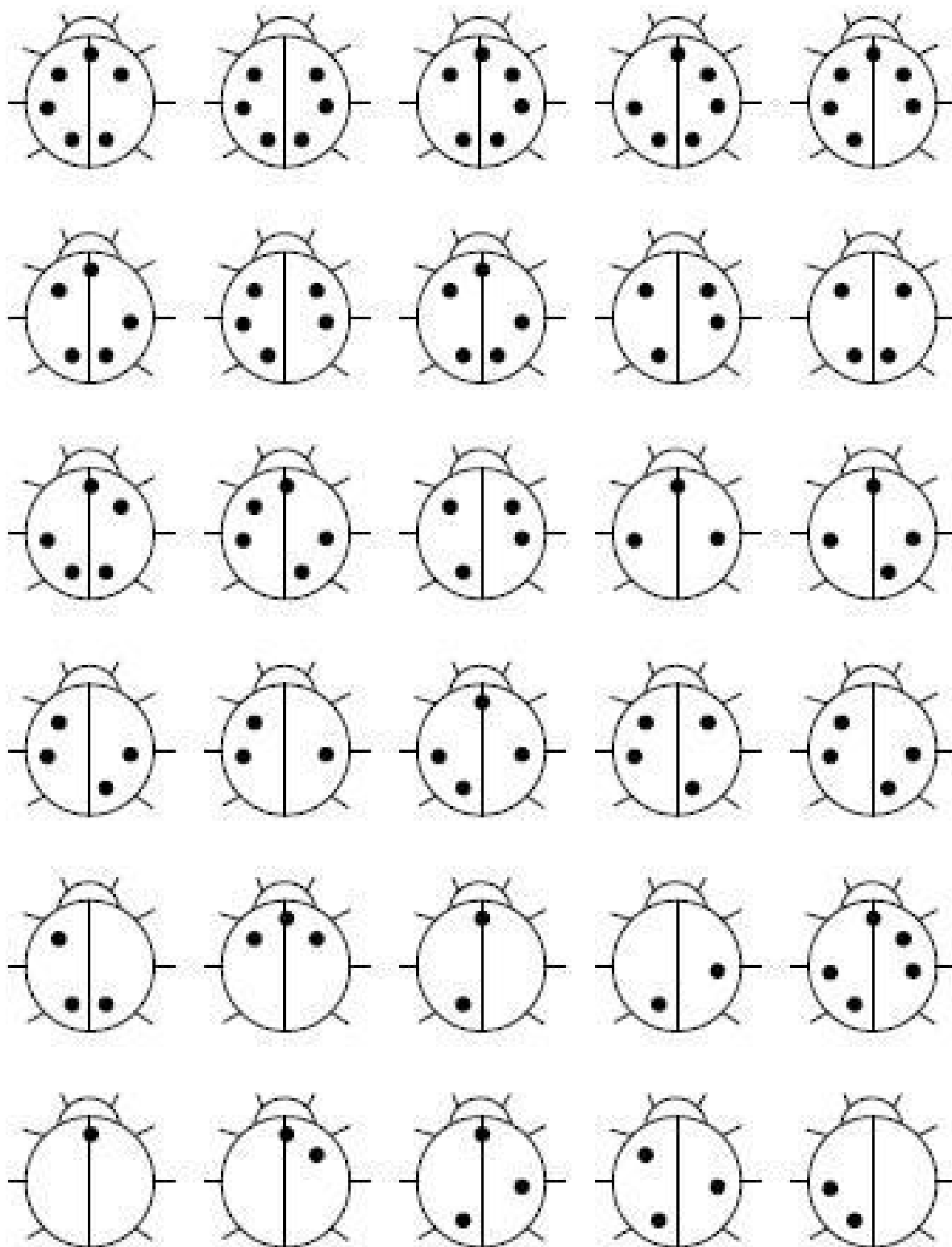


Oceň svou práci: 😊 nebo ☹️


Schopnost třídit předměty. Orientace v prostoru. Formování vjemu: vpravo - vlevo, vpřed - vzad, na jednu stranu - na druhou stranu.

SLUNĚČKA SEDMITEČNÁ



Sluněčko sedmitečné má mít sedm teček na svých krovkách. Sluněčkům některé tečky chybějí. Dokresli je.



Jestlipak víš, která strana je levá a která strana je pravá. Nevíš? Popros tedy maminku, aby ti to vysvětlila. Kam dojde holčička, když půjde na levou stranu? A kam dojde, když půjde na pravou?




TVOŘIVÉ PRACKY



Orientujeme se v prostoru

...ni, co dělají děti. Toho, kdo se nachází uprostřed, zakroužkuj, dítě
...o dej do čtverce a dítě napravo dej do obdélníku.



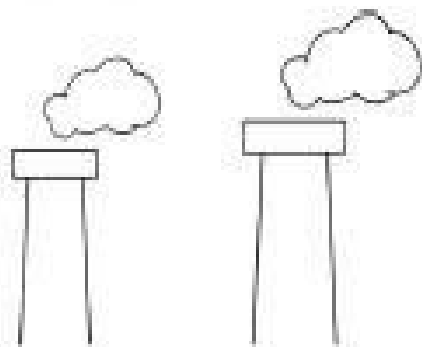
Oceň svou práci: 😊 nebo ☹️

Orientace v prostoru.
Formování vědomí: „vlevo – uprostřed – vpravo“.


VYŠŠÍ x NIŽŠÍ

Vybarvi ten z dvojice obrázků, který je odpovědí na otázku:

Který komín je nižší?



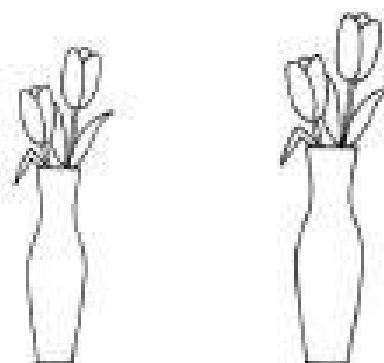
Který strom je vyšší?



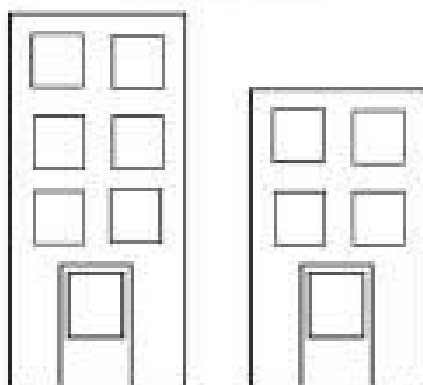
Která láhev je vyšší?




Která váza je nižší?



Který panelák je vyšší?



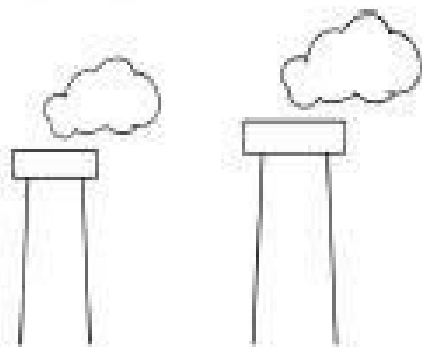
Který maják je nižší?




VYŠŠÍ x NIŽŠÍ

Vybarvi ten z dvojice obrázků, který je odpovědí na otázku:

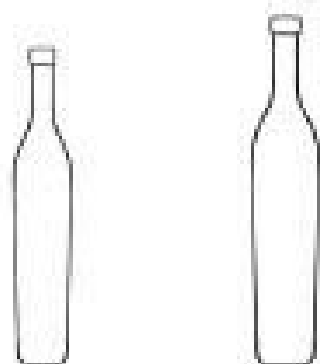
Který komín je nižší?



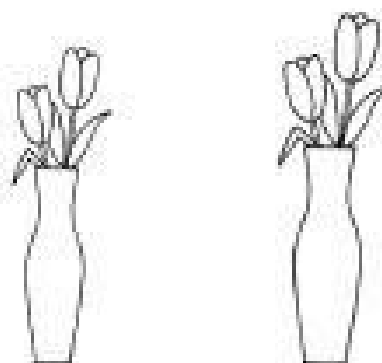
Který strom je vyšší?



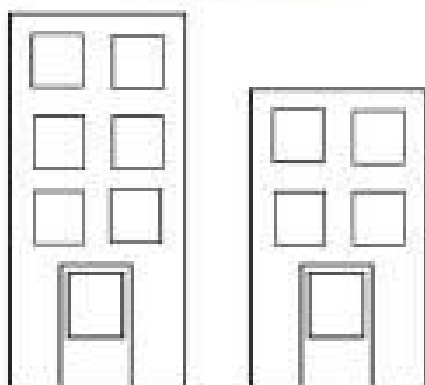
Která láhev je vyšší?




Která váza je nižší?



Který panelák je vyšší?

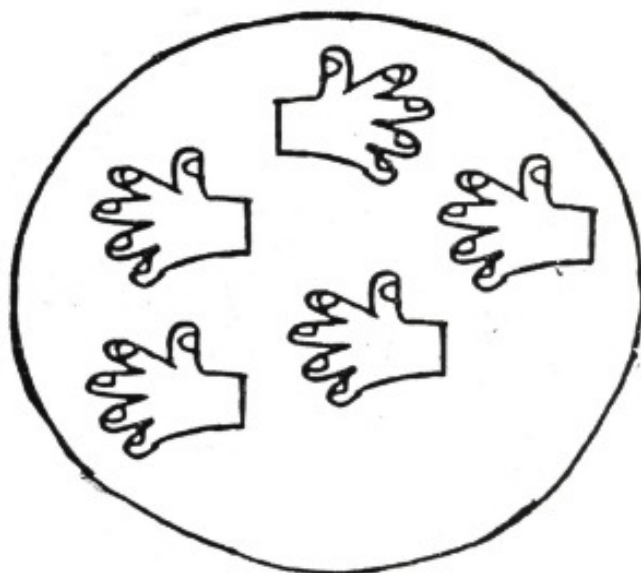

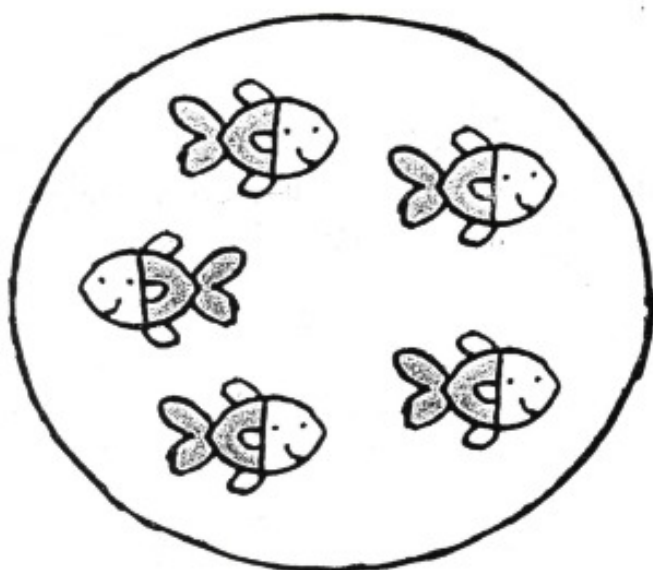


Který maják je nižší?




Prohlédněte si tyto věci.

Zakroužkujte ty, které ukazují jiným směrem než ostatní.


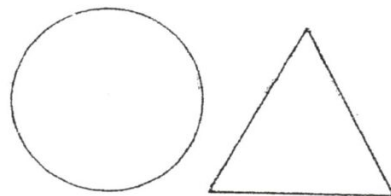
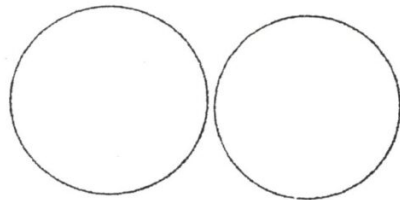




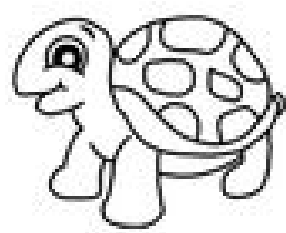
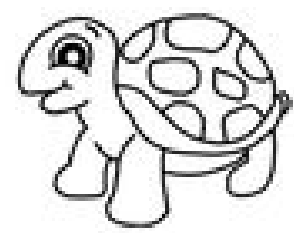






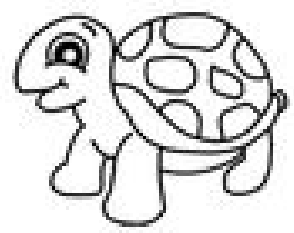


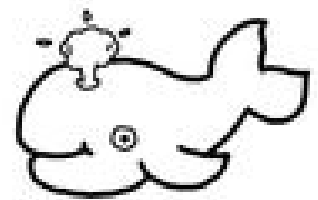

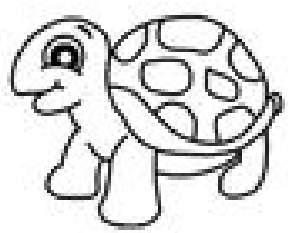
TROJÚHELNÍKY

Vybarvi všechny trojúhelníky zeleně.




NAKRESLI SHODNÝ OBRÁZEK
VPRAVO





SPOČÍTEJ A NAKRESLI SPRÁVNÝ POČET ČÁREK NEBO PUNTÍKŮ.




Co má Jáchym v posteli?

Postup práce

Dítě si prohlédne obrázek. Řekne, co je pod postelí, na posteli, co je na okně, co je za oknem, co je nad oknem, co je vpravo od okna.



VYBARVI A SPOJ







MODRÁ ●


ČERVENÁ ●

ŽLUTÁ ●




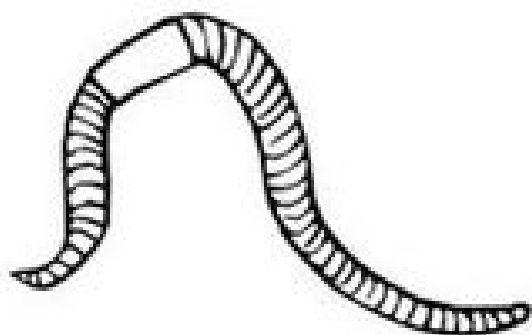


ZELENÁ ●




Nad, pod, v, do...?
Najdi obrázky se stejným umístěním!




Hlavně na podzim můžeme vidět spoustu obrázků ježka s jablíčkem napíchnutým na bodlínkách. Měli bychom však vědět, že ježek vůbec jablíčka ani hrušky nejí. Živí se hlavně drobnými zvířátky a proto se mu říká masožravec. Najdi v obrázcích, co by mu asi chutnalo. Spoj i další zvířátka s tím, co jедí.



Nápady pro Aničku 


Děti ve hře řadí dopravní prostředky do řad podle směru jízdy, učují jejich polohu v řadě (první, za prvním, hned za prvním, poslední, hned před posledním ap.). Staví je podle určené místa, vylučují nesprávně zapojené. Srovnávají vozidla podle velikosti, rychlosti, účelu, počtu kol apod., řadí podle počtu vozidel. Smyslem činnosti je především orientace v uspořádání množin. (G)

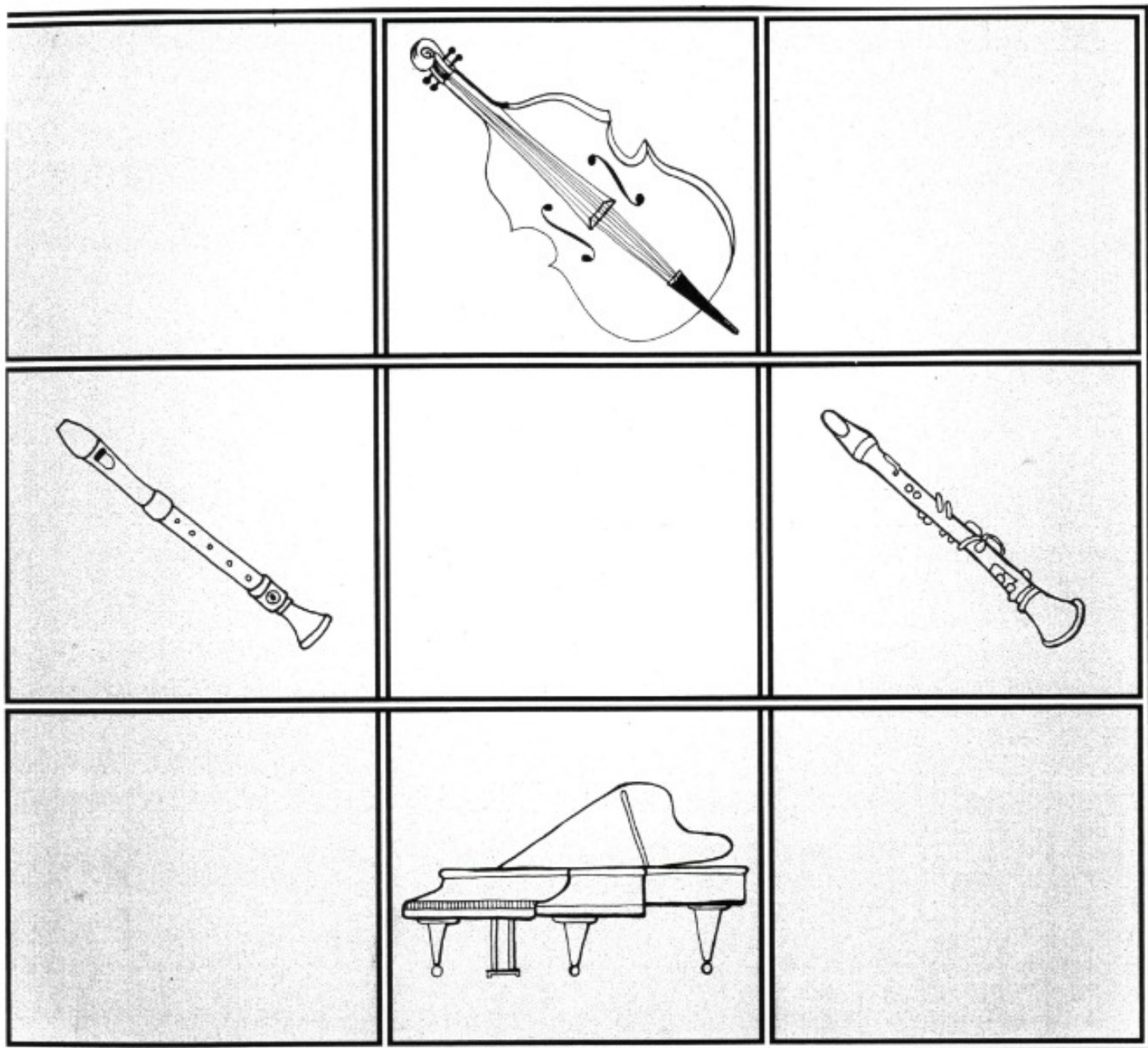
Ted si zahrajeme s auty a závorami. Vystříhejte si kartičky, postavte závory, a protože jsou spuštěny, musíte stát. Dejte pozor, abyste zařadili dopravní prostředky ve správném směru, a třeba také podle velikosti, zvedněte závory a jedeme.



Děti ve hře řadí dopravní prostředky do řad podle směru jízdy, učují jejich polohu v řadě (první, za prvním, hned za prvním, poslední, hned před posledním ap.). Staví je podle určení místa, vylučují nesprávně zařazené. Srovnávají vozidla podle velikosti, rychlosti, účelu, počtu kol apod., řadí podle počtu vozidel. Smyslem činnosti je především orientace v uspořádání množin. (G)

Ted si zahrajeme s auty a závorami. Vystříhejte si kartičky, postavte závory, a protože jsou spuštěny, musíte stát. Dejte pozor, abyste zařadili dopravní prostředky ve správném směru, a třeba také podle velikosti, zvedněte závory a jedeme.





- ☛ Pomáhej skřítkovi uložit do skříně hudební nástroje, na které hrál dráčkovi písničku o kočičce a pejskovi. Všechny nástroje pojmenuj.
- 1. Velký buben polož pod flétnu. 2. Triangl uklid' vpravo od klavíru. 3. Trubku dej mezi flétnu a klarinet. 4. Housle dej vlevo od basy. 5. Kytaru ulož nad klarinet.
- ☛ Nástroje, které mají struny, vybarvi modře. Ty, do kterých se fouká, vybarvi žlutě.



Ukaž, z kterého klubička plete babička. Sleduj jednotlivé čáry prstem.



Dolepuj a dokresluj přesně podle říkanky.



*Nad dračí slují
dva mraky plují.*

*Vedle mraků zraje
slunko vykukuje.*

*Pod dračí slují
malý skřítek stojí.*

*Kolem skřítky v trávě
kvetou kytky právě.*

*Vpravo od sluje
kůň poskakuje.*

*Vlevo od sluje
kachnička pluje.*


*Kolem kachny modré vlny
ve větru se hezky vlní.*

• Nastříhej kartičky z dolní řady po vyznačených čarách.


• Po každé přečtené sloce z říkanky splniš úkol. Obrázky, které dole nenajdeš, dokresli.

• Ve skupině děti si určete role a říkanku předved'te dramatizací (kachniček i kytiček může být víc).






C



Č



POVÍDEJ, CO VIDÍŠ NA OBRÁZKU.

NAKRESLI:

NAD KOPEC SLUNÍČKO,
VEDLE KOPCE DOMEČEK,
U DOMEČKU STROM ,

NA KOPEC CESTU,
POD KOPCEM ŘEKU,
V ŘECE RYBIČKU.



PROSTOROVÉ PŘEDSTAVY











► Ukaž, kdo stojí v řadě první, druhý, poslední, uprostřed, vedle prostředního.











Pojmenuj jednotlivé obrázky a vytleskej je
po slabikách. Vybarvi tolik koleček, kolik
má slovo slabik.



	<input type="radio"/>	<input type="radio"/>	<input type="radio"/>	<input type="radio"/>
	<input type="radio"/>	<input type="radio"/>	<input type="radio"/>	<input type="radio"/>
	<input type="radio"/>	<input type="radio"/>	<input type="radio"/>	<input type="radio"/>
	<input type="radio"/>	<input type="radio"/>	<input type="radio"/>	<input type="radio"/>

	<input type="radio"/>	<input type="radio"/>	<input type="radio"/>	<input type="radio"/>
	<input type="radio"/>	<input type="radio"/>	<input type="radio"/>	<input type="radio"/>
	<input type="radio"/>	<input type="radio"/>	<input type="radio"/>	<input type="radio"/>
	<input type="radio"/>	<input type="radio"/>	<input type="radio"/>	<input type="radio"/>

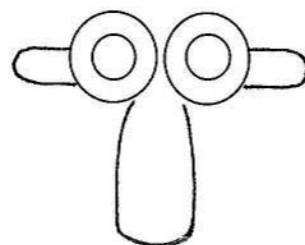
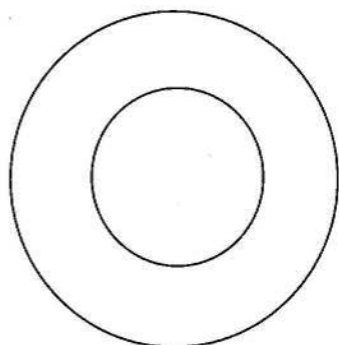


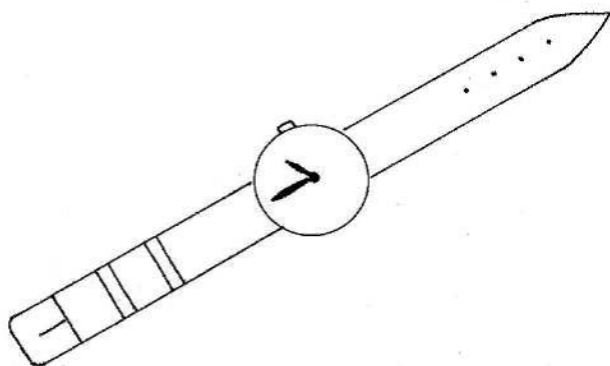
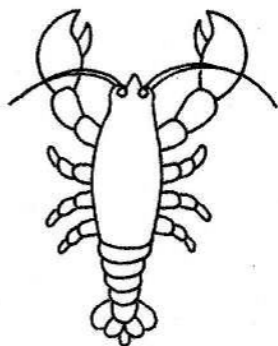
	<input type="radio"/>	<input type="radio"/>	<input type="radio"/>	<input type="radio"/>
	<input type="radio"/>	<input type="radio"/>	<input type="radio"/>	<input type="radio"/>
	<input type="radio"/>	<input type="radio"/>	<input type="radio"/>	<input type="radio"/>
	<input type="radio"/>	<input type="radio"/>	<input type="radio"/>	<input type="radio"/>

	<input type="radio"/>	<input type="radio"/>	<input type="radio"/>	<input type="radio"/>
	<input type="radio"/>	<input type="radio"/>	<input type="radio"/>	<input type="radio"/>
	<input type="radio"/>	<input type="radio"/>	<input type="radio"/>	<input type="radio"/>
	<input type="radio"/>	<input type="radio"/>	<input type="radio"/>	<input type="radio"/>

PETR, NEBO METR?




Některá slova znějí stejně, ale znamenají něco úplně jiného. Dokážeš najít a spojit takové dvojice obrázků z prvního a druhého sloupečku?





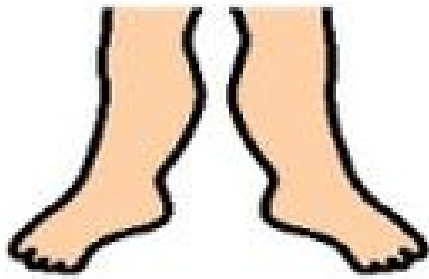
UCHO



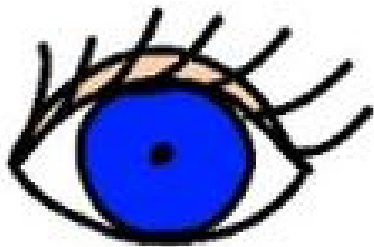
RUCE



PUSA



NOHY



OKO



NOS


SLABIKOVÁNÍ




Ve školce jste slabikovali slovo „rodina“. Dokážeš slabikovat a vytleskávat všechna slova na obrázku? Zakroužkuj červeně ta slova, která mají stejný počet slabik jako slovo „rodina“.



3



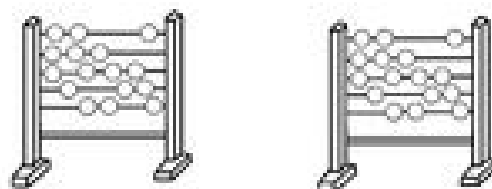
5




6



4



7



2

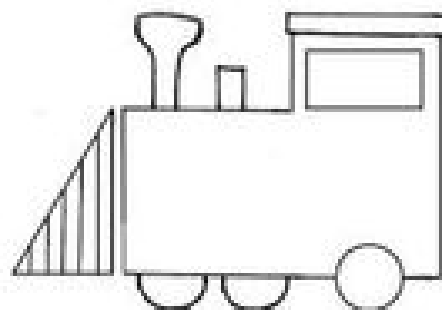

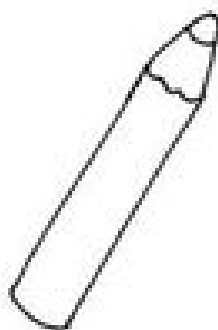

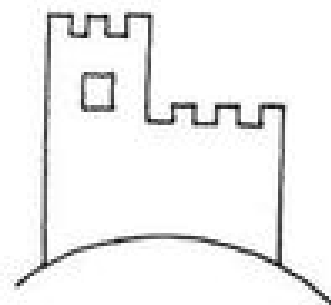


Vezmi si pastelky a vybarvi puntík u čísla stejnou barvou jako puntík u rámečku s obrázkem, tak aby počet obrázků odpovídal danému číslu.


VYTLESKÁVÁNÍ








Každý obrázek nejprve nahlas pojmenuj a poté zkus všechna slova vytleskat.



NEJDŘÍV SPOČÍTEJ VŠECHNY PTAČKY. PAK SPOČÍTEJ TY, KTEŘÍ SE DÍVAJÍ DOPRAVA. A NAKONEC VYBARVI PTAČKY, KTEŘÍ SE DÍVAJÍ NAPRAVO.












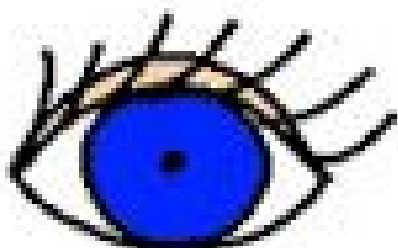

Poznáš, jaké zvířátko se ukrývá v jednotlivých rámečcích? Vybarvi ho a zkus ho pojmenovat.




DOKRESLI PRAVOU PŮLKU HLAVY ČTYŘ DOMÁCÍCH ZVÍŘAT. POZNÁŠ, KTERÁ ZVÍŘATA TO JSOU?
NAKONEC CELÉ OBRÁZKY VYBARVI.



TÉLO




NAJDI CESTU K POKLADU 



WATERMART

SPOČTEJ A NAKRESU SPRÁVNÝ POČET ČÁREK NEBO PAVŮČEK



NAJDI 5 ROZDÍLŮ




WATERMART

SPOLU SVEZTĚ OBRAZKY JEDNOHO ČAROVNĚ





WATERMART



WATERMART

Zjisti, jaký klíč se hodí do jakého zámku, a spoj je čarou.






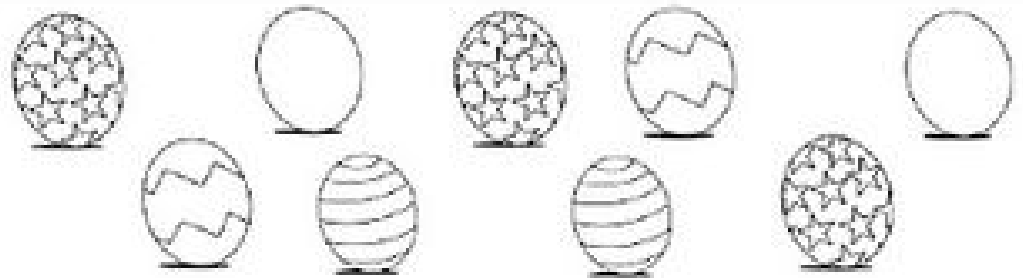
Paul Tina Paul Paula Pete Paul Paula 14



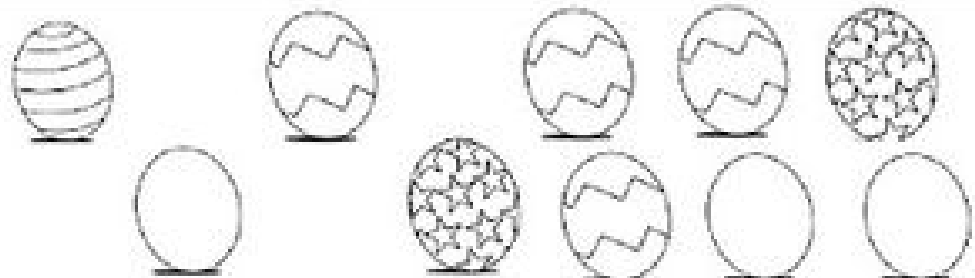
Přeškrtni vždy ten rámeček, ve kterém jsou oba tvary stejné.



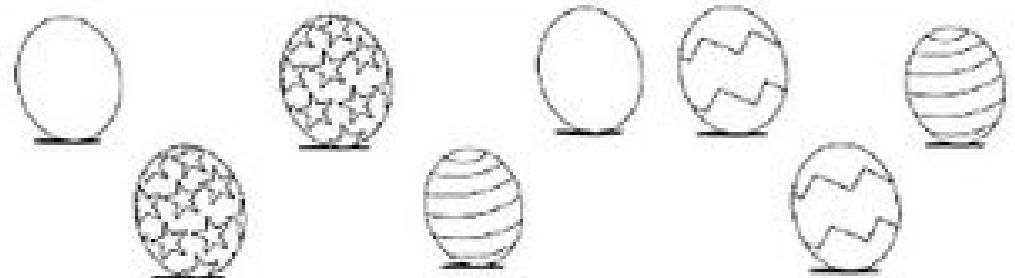
10



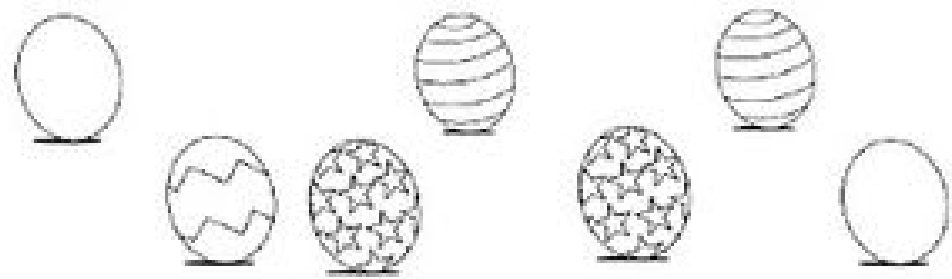
8




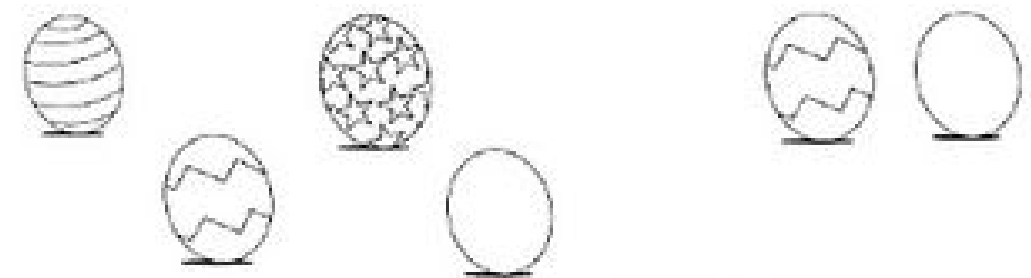
7



6



9




SPOČÍTEJ A ZAPIŠÍ




	+		=	
--	---	--	---	--



	+		=	
--	---	--	---	--



	+		=	
--	---	--	---	--



	+		=	
--	---	--	---	--

ČÍM ZAČÍNÁ...



Říkej s rodiči, co na obrázcích vidíš. U každého slova řekni první hlásku, tedy tu, na kterou slovo začíná. Vymysli i další slova, která začínají na stejnou hlásku. Zkus vymyslet emoce, jména, předměty, hračky, zvířata, rostliny. Dokážeš spočítat, kolik mají slova slabik?

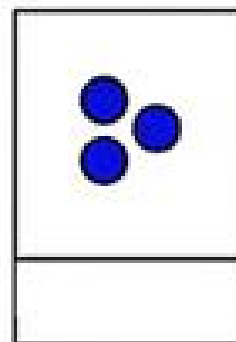



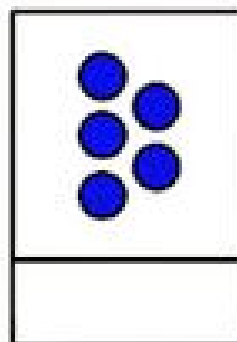


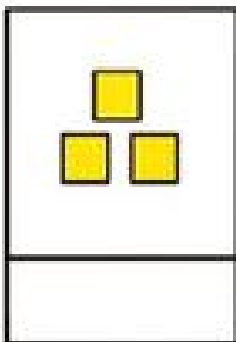





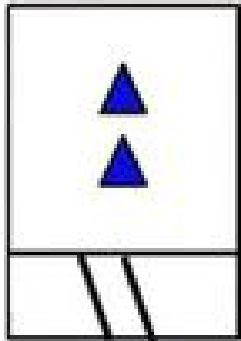


MÍCHALI JSTE NĚKDY BARVY DOHROMADY? JESTLI ANO, MOŽNÁ SI VZPOMENETE, CO VZNIKNE, KDYŽ SMÍCHÁTE NĚKTERÉ BARVY. VYBARVI POSLEDNÍ SLOUPEC FLÍČKŮ SPRÁVNOU BARVOU.




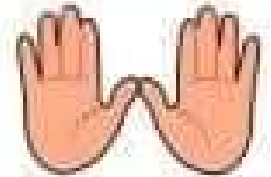
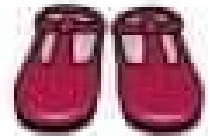




ZAPIŠ KOLIK



Clothes And Body Parts

Match the images on the left to their corresponding images on the right.









Poznáš některá písmenka? Vezmi si tužku, podívej se, jak se písmenka v řádku střídají,
a dokresli písmenko, které má v řádku následovat.


B P B P B




E F E F E




L T L T L




P R P R P



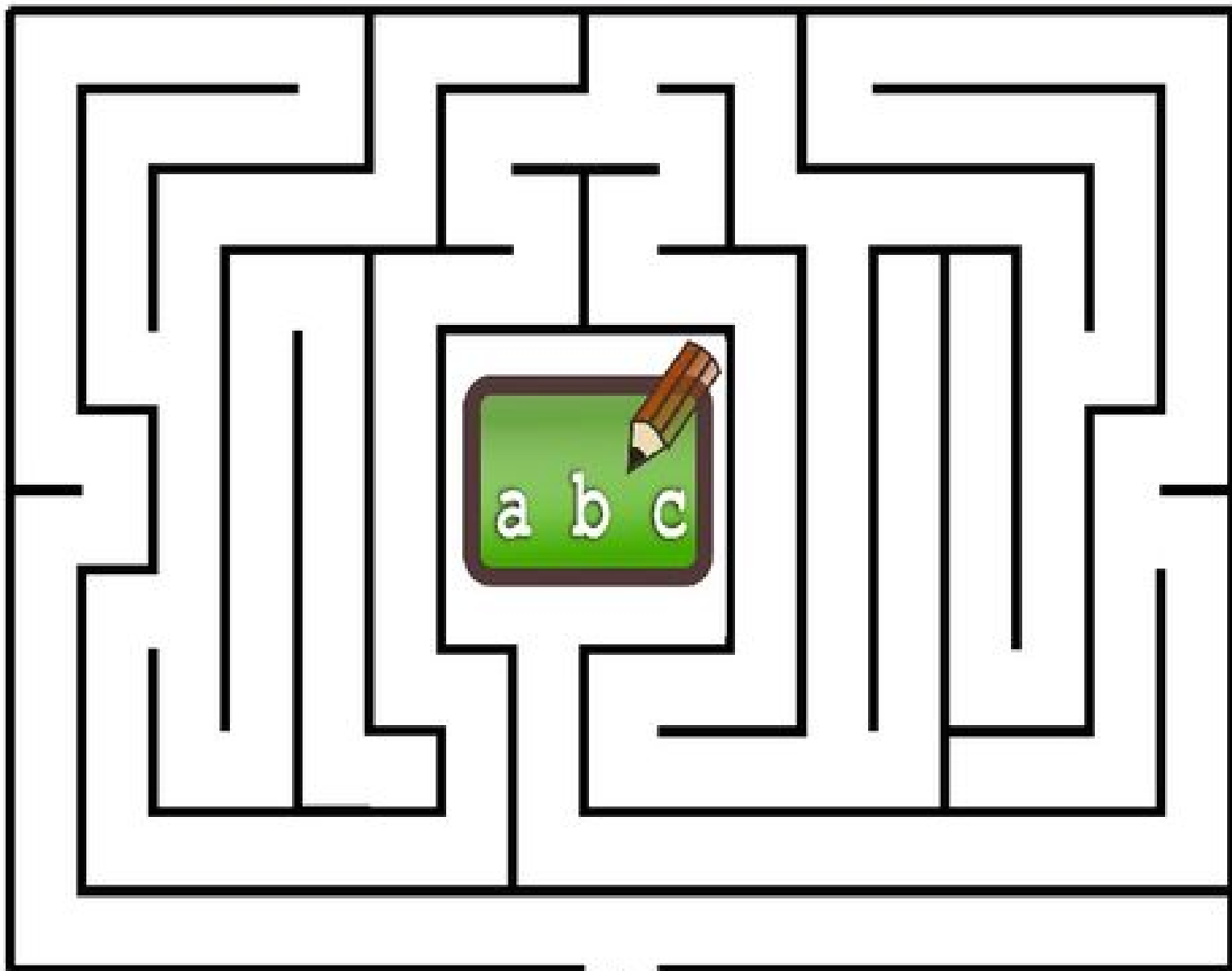
S Z S Z S



X Y X Y X



Najdi dětem správnou cestu do školy




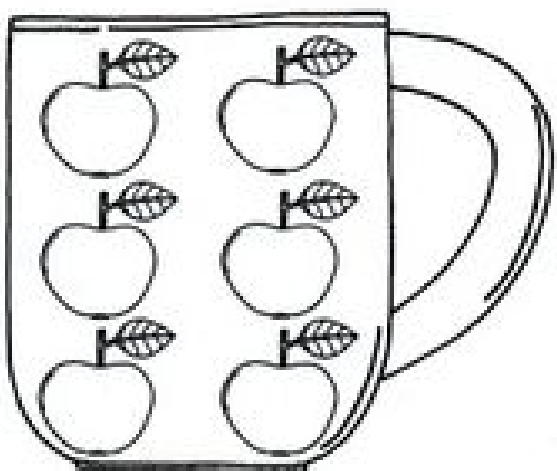






www.skolka-pripravy.webnode.cz





Hrníčky

Najdi a vymaluj si dva stejné hrníčky








Leveled Page 4 of 200




Leveled Page 4 of 200




Leveled Page 4 of 200




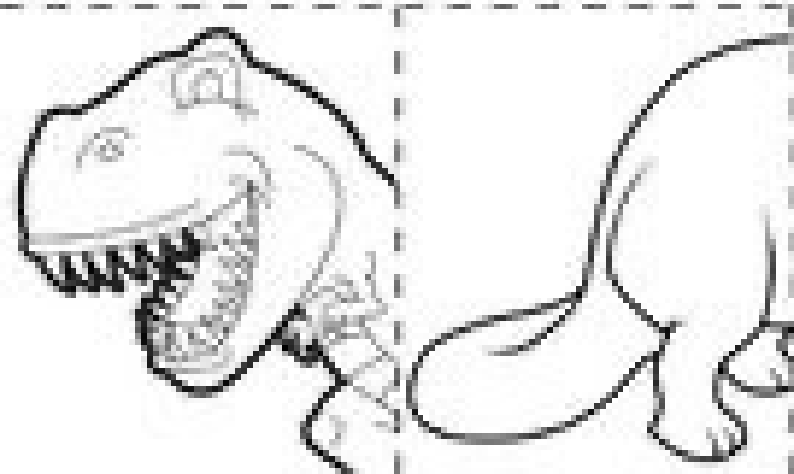

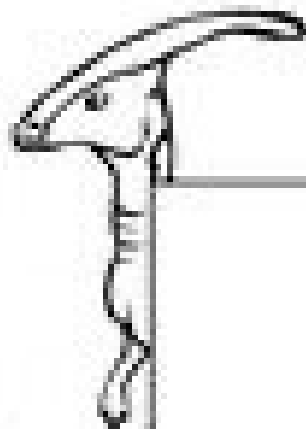

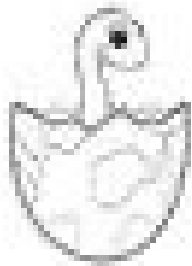



Leveled Page 4 of 200





Leveled Page 4 of 200




NAME: _____

















Help the stegosaurus through the dinosaur maze to find her nest of eggs.



Dinosaur Sudoku #1

	 Stegosaurus	 Tyrannosaurus Rex	 Triceratops
 Tyrannosaurus Rex			 Stegosaurus
 Triceratops		 Stegosaurus	 Spinosaurus
	 Spinosaurus	 Triceratops	



Name: _____

--	--	--	--	--

3



1




5



2

4













Números del 1 al 10




Relaciona cada grupo con su número. Colorea los dibujos.



1
5
9
2
7
3
4
6
8
10





Find:


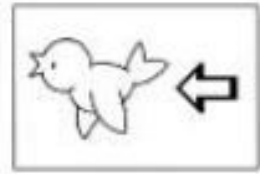

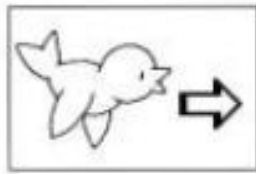



On safari in Africa, there are so many animals to see.


Believe it or not, there are 12 objects for you to find in this scene.

¿Adónde van los pájaros?


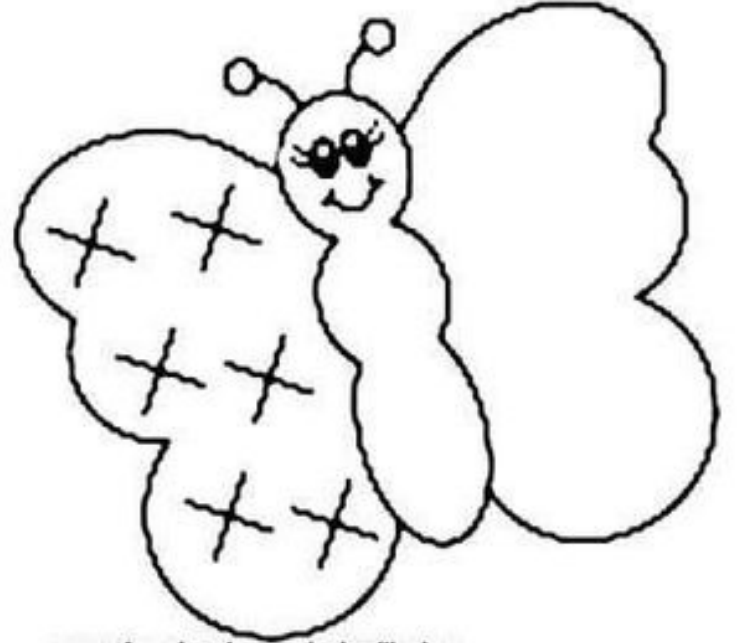


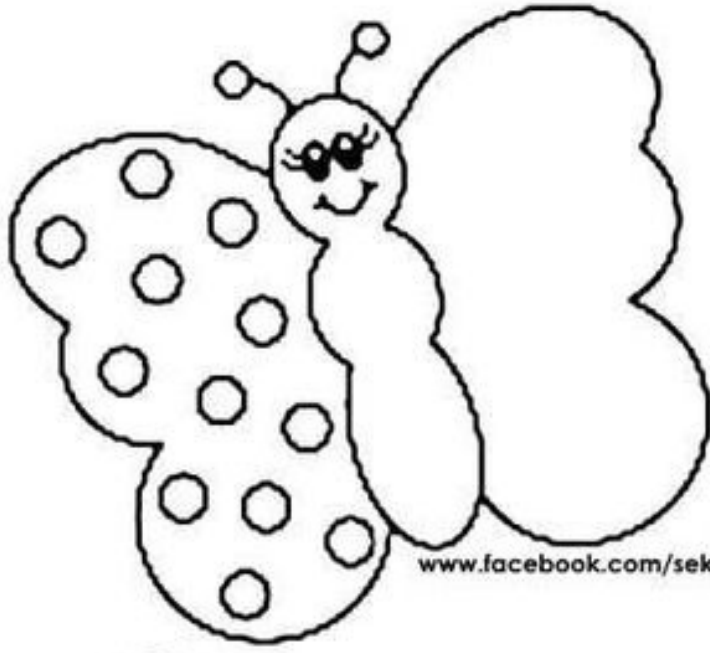
Nombre _____ Fecha _____

**Colorea:**

- De azul, los que vuelan hacia abajo.
- De rojo, los pájaros que vuelan hacia la derecha.
- De verde, los que vuelan hacia arriba.
- De amarillo, los que vuelan hacia la izquierda.












Çizgi Çalışmaları.İyi çizen hediyeyi Kazanır


















Pracovní listy pro kroužek Chytrolín

LOGIKA, TŘÍDĚNÍ


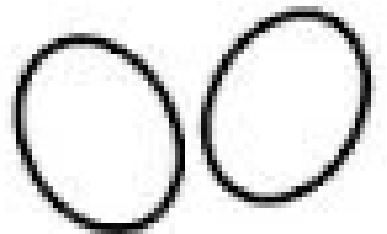
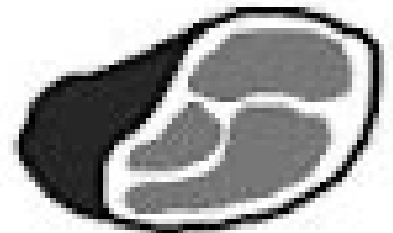


Vystřihni domečky a zařaď je do správných políček. Soustřeď se na barvu střechy a počet okének.

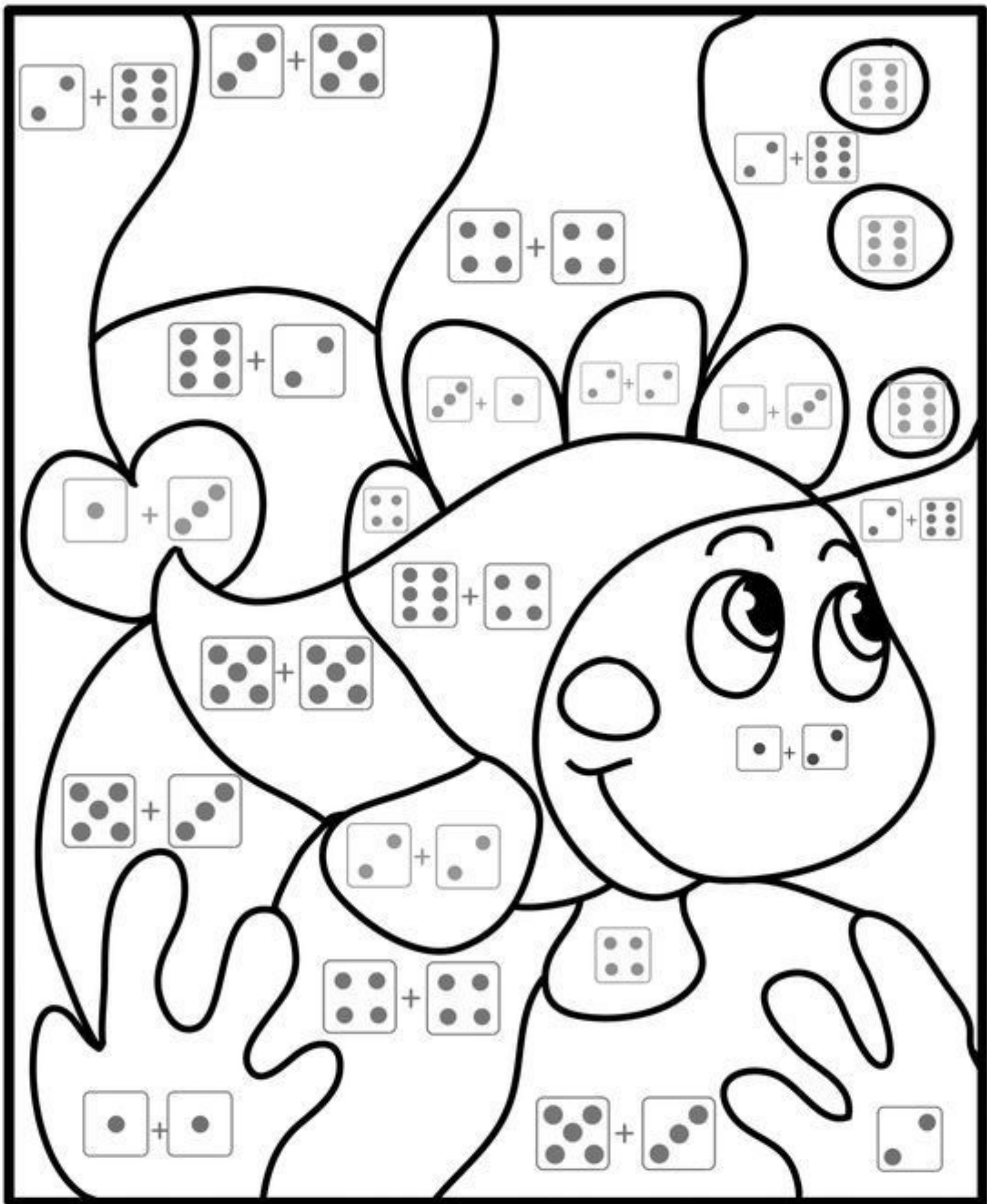
					
					
					
					




				
				
				
















SPOJ







































































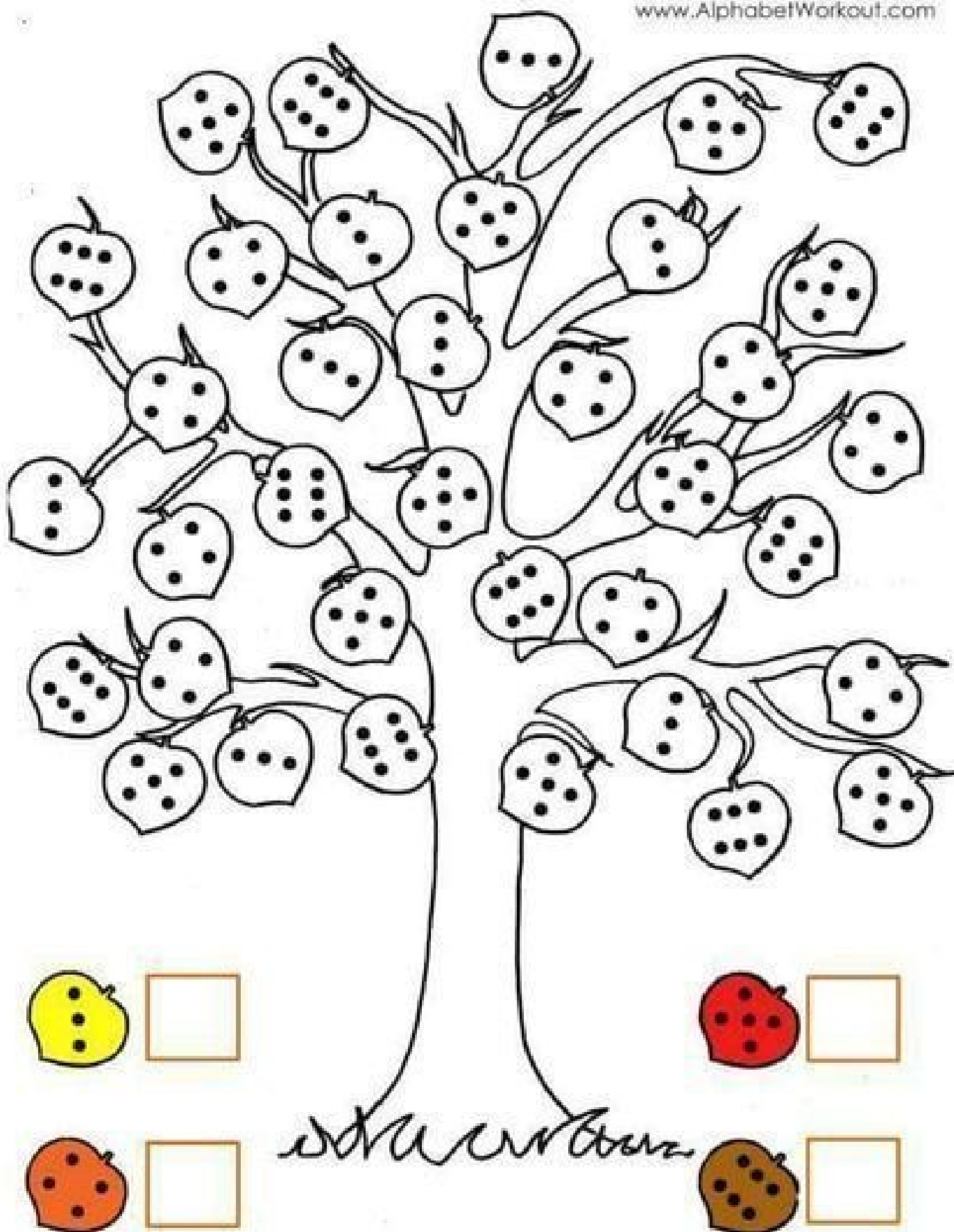




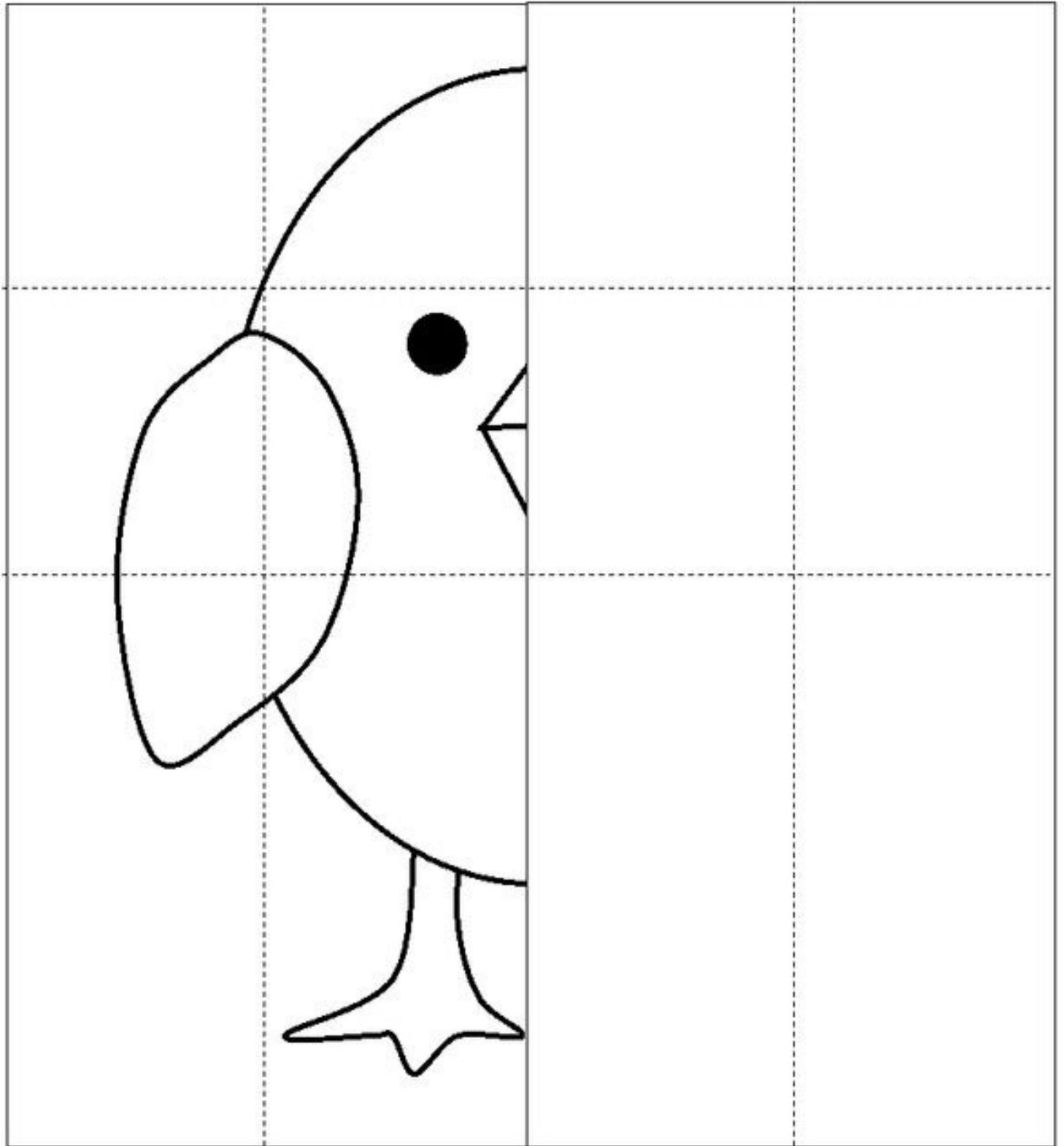


Zapiš do čtverečků číslici nebo tečky tak, aby odpovídaly počtu ptáků na drátě. Ptáky můžeš vybarvit, označit největšího, spočítat, kolik ptáků sedí k tobě stranou nebo čelem...

7  	9  	4  
10  	6  	7  
8  	3  	9  
10  	8  	6  
7  	9  	10  
6  	4  	5  
8  	7  	8  
9  	5  	10  
3  	8  	6  
9  	10  	9  
5  	8  	7  








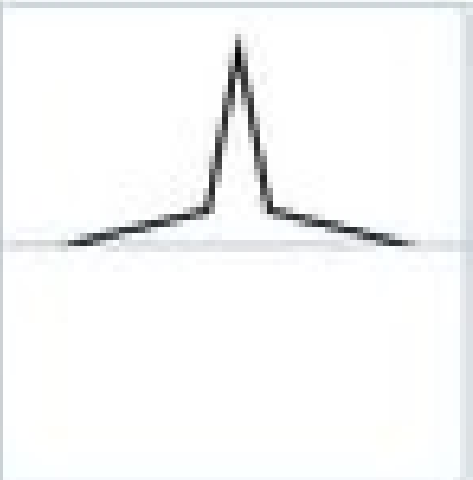
Finish Drawing Baby Chick





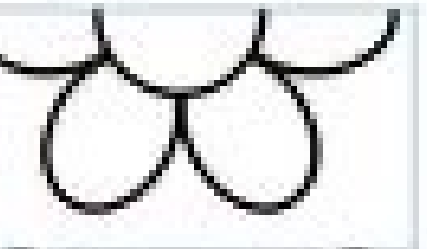



Symmetry Worksheet - Cut and Paste 3

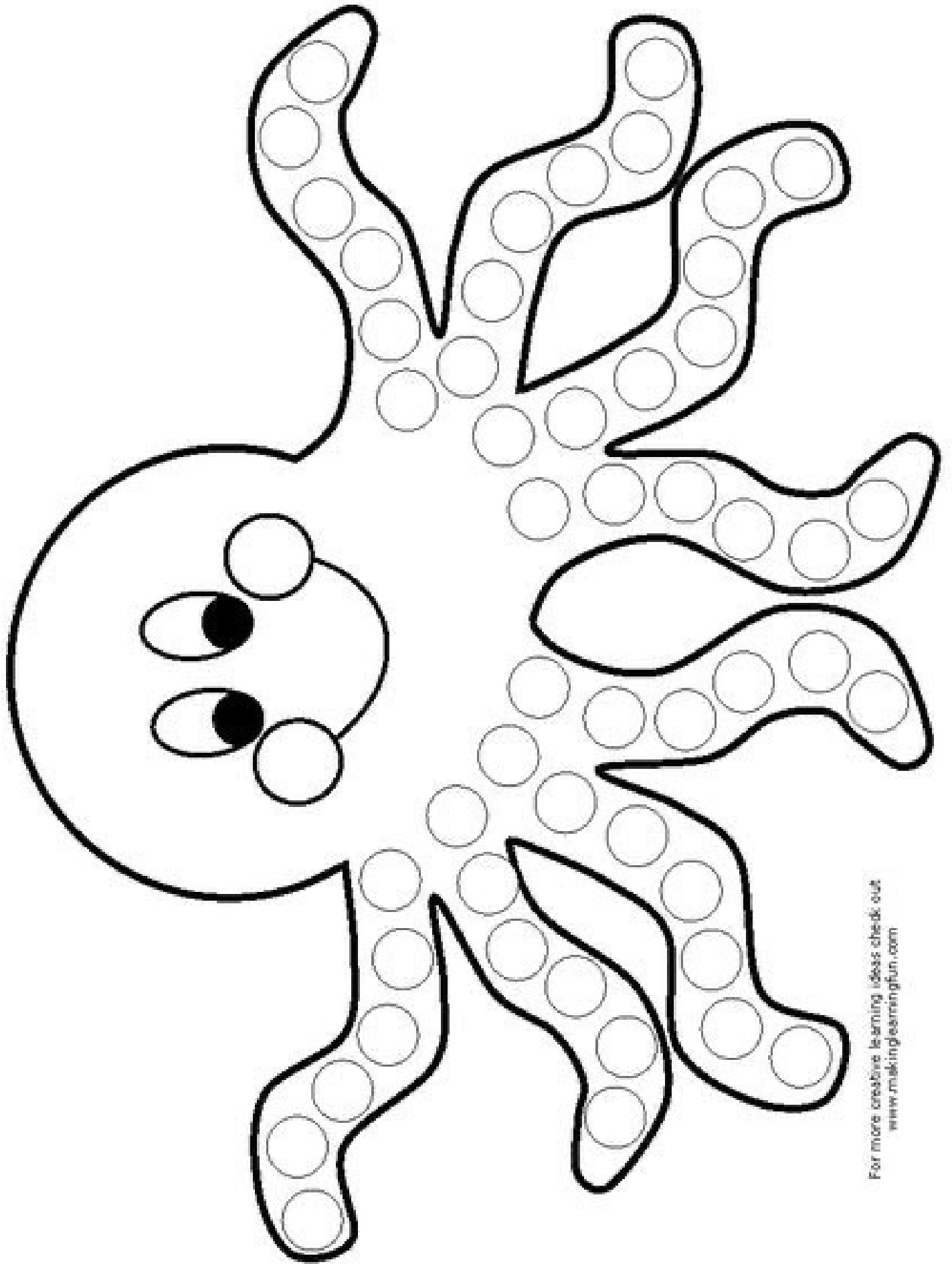
Name _____

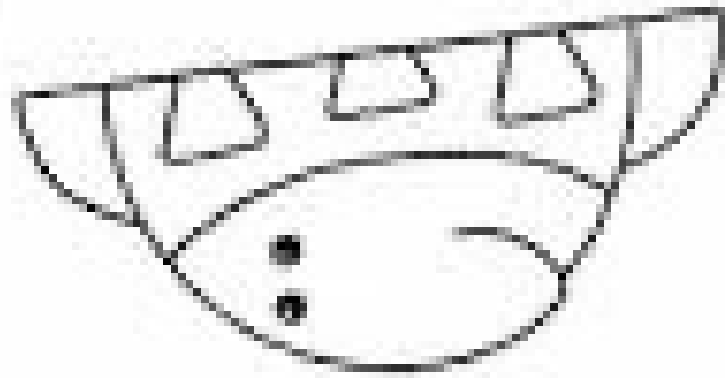
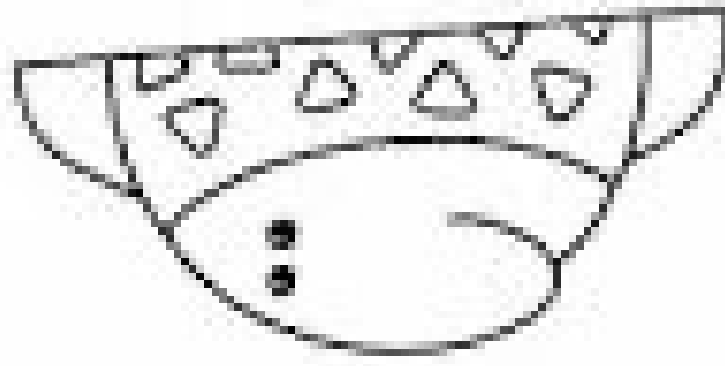

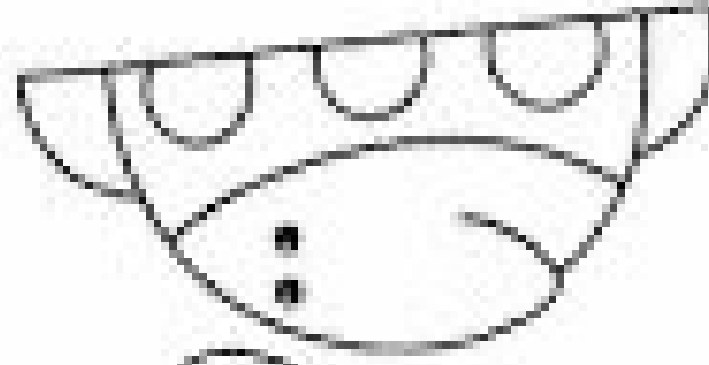
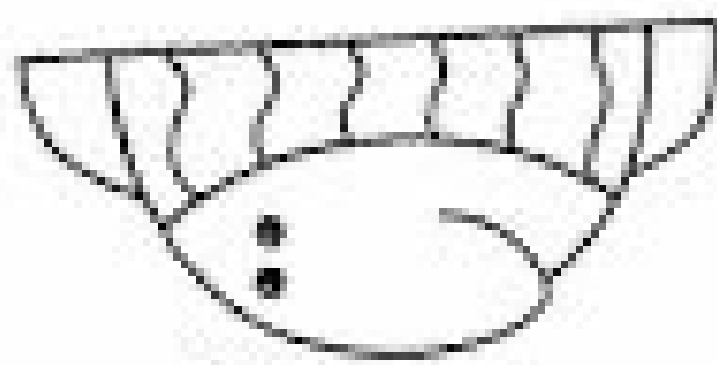

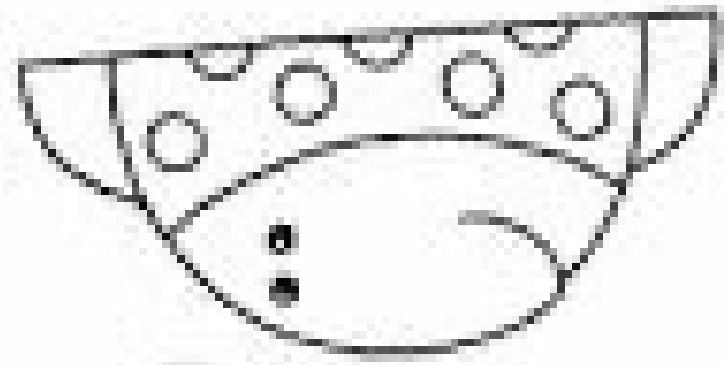
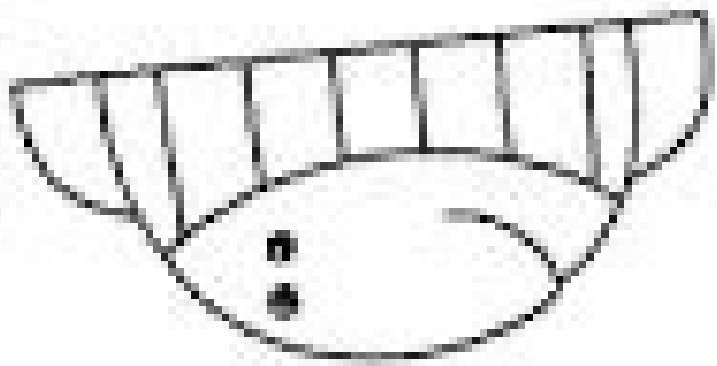

We are learning to match symmetrical shapes. Cut out the shapes below and paste into the correct place.













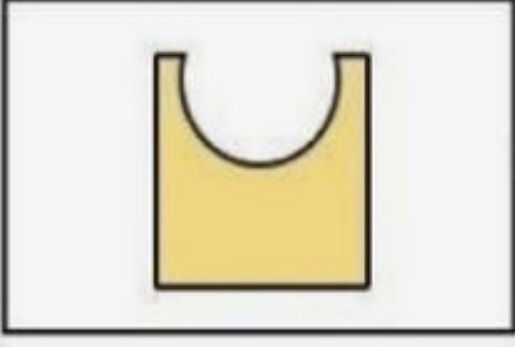
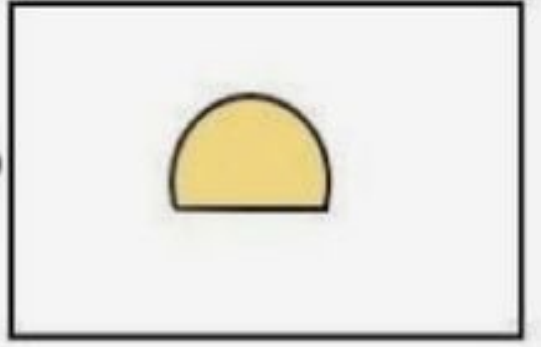
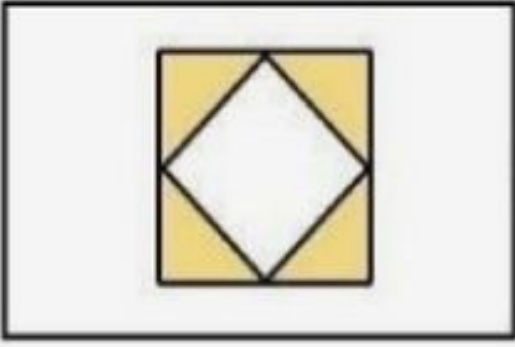
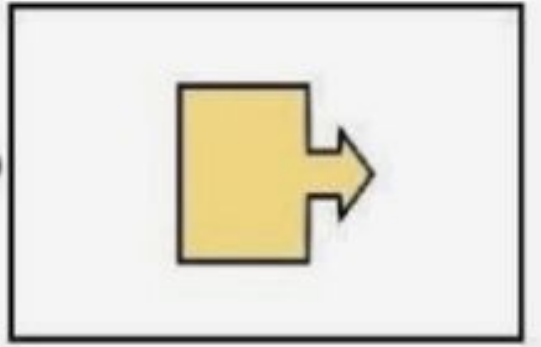



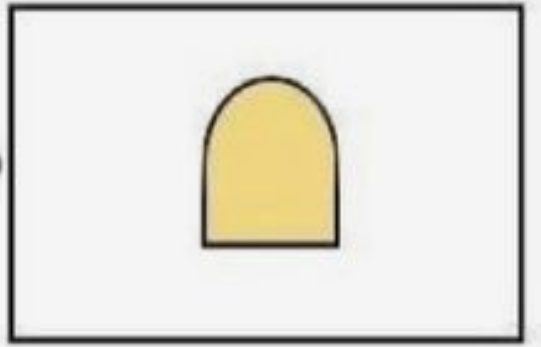
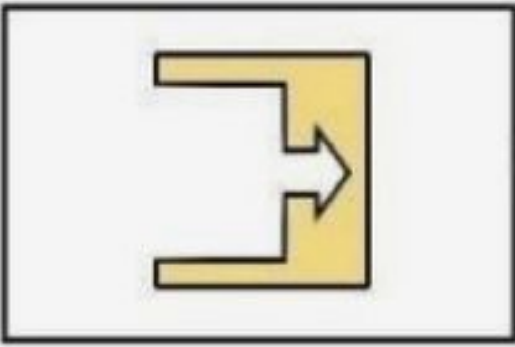
Find the Differences




* De poes wil naar de vis,
de hond naar zijn bot, wijs jij ze de weg?








Qui fait partie de la même famille ? Si tu ne le sais pas, suis tout simplement les lignes. Reporte les chiffres indiqués à côté des animaux adultes en face de leur petit !



Color by shape.



Pink




Red




Purple



Green



Orange




alextoys.com

Finish the butterfly with your blue and yellow crayons!





Counting Farm Animals

Count the farm animals. Trace the numbers then draw a line to the matching number and animal set.




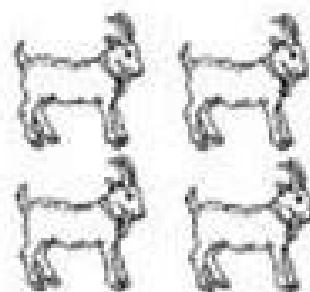
1

2



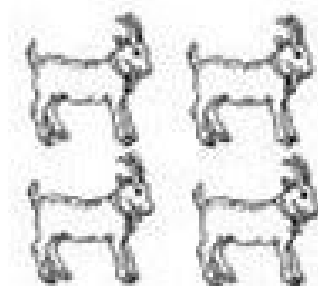

2

4




3

1





4



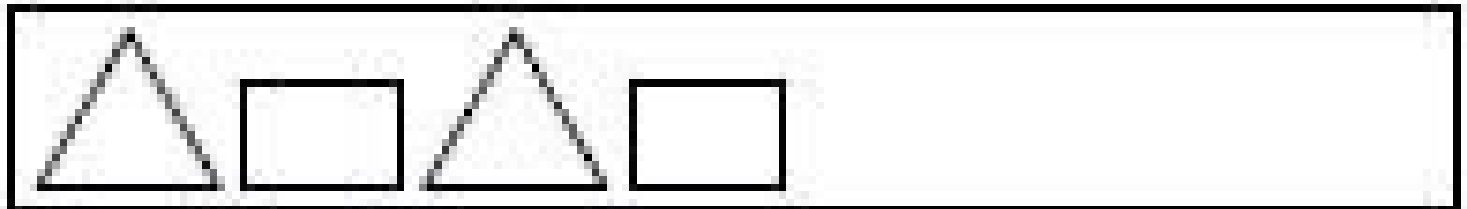

5



5

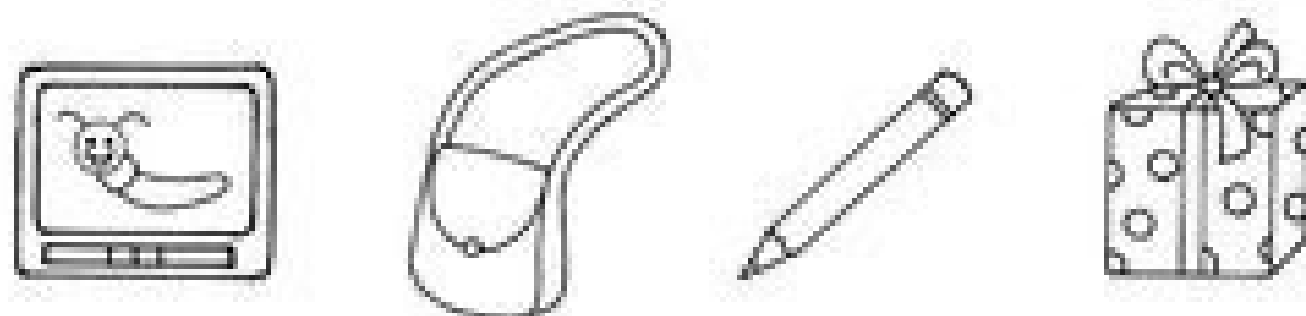
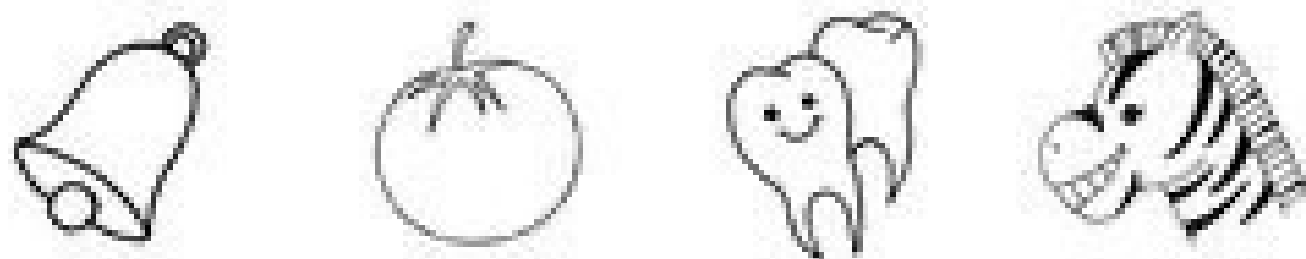
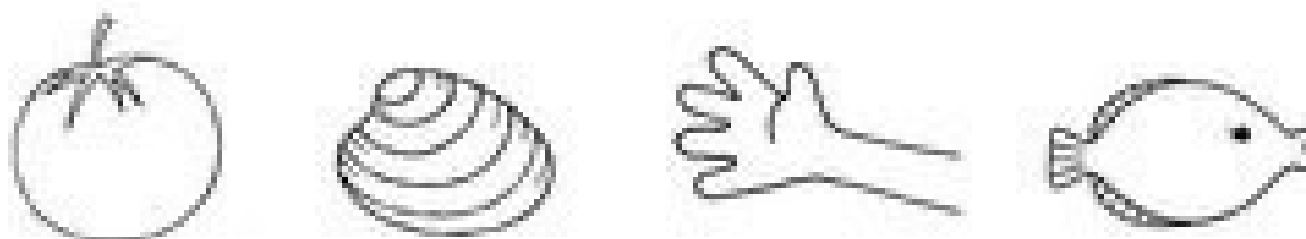

3





















JINÁ HLÁSKA

V řadě obrázků najdi ten, který nezačíná stejnou hláskou jako ostatní, škrtni ho. Obrázky vybarvi.





		
		

RÝMOVÁNÍ

Rýmují se všechna slova v řádku? Slovo, které se do řádku nehodí, škrtni. Obrázky vybarvi.



VLASY



CHATY



KLASY



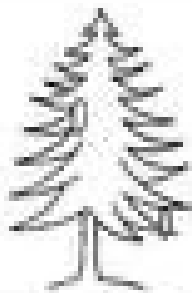
PES



MRAK



DRAK



SMRK




KRK




NOC



KOSA



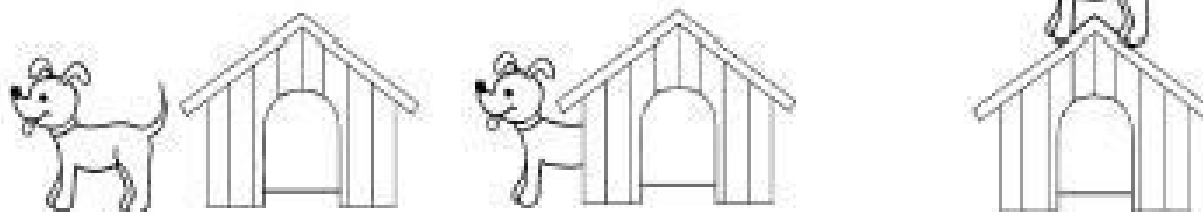
BOTA



VOSA

ROZHODNI

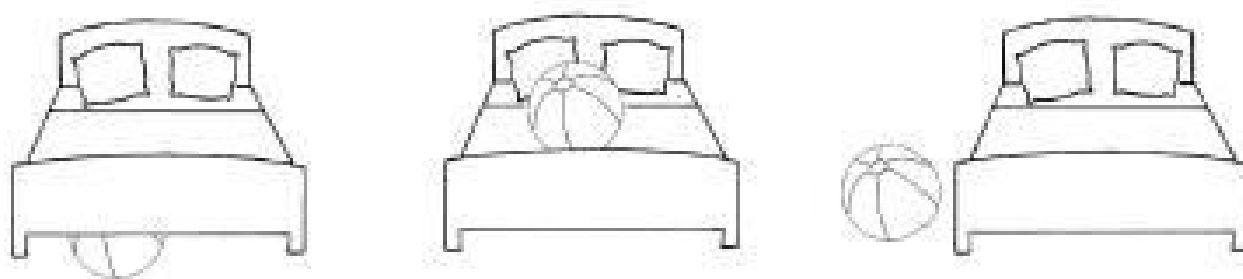
Rozhodni, který obrázek se nejlépe hodí k větě: Pes stojí za bou-
dou. Tento obrázek vybarvi.



Rozhodni, který obrázek se nejlépe hodí k větě: Kočka leží vedle
křesla. Tento obrázek vybarvi.





Rozhodni, který obrázek se nejlépe hodí k větě: Mič je pod poste-
lí. Tento obrázek vybarvi.



KuliFerda


2



Jarní procházka

Zkus najít venku na procházce vše, co vidíš na obrázku.
Své objevy si poznač a vybarvi.

Slunce




Narcis



Žížala



Včela




Pampeliška



Kos



Mravenci





Kaluž







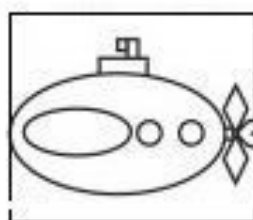

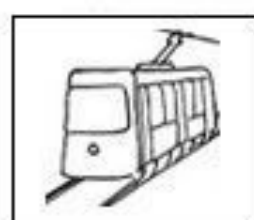
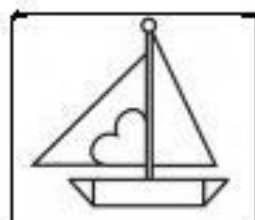
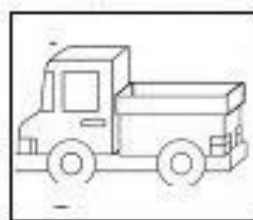
Kočky



Verbind de plaatjes met de juiste schaduw.





SEA	SKY	RAILWAY	LAND
			

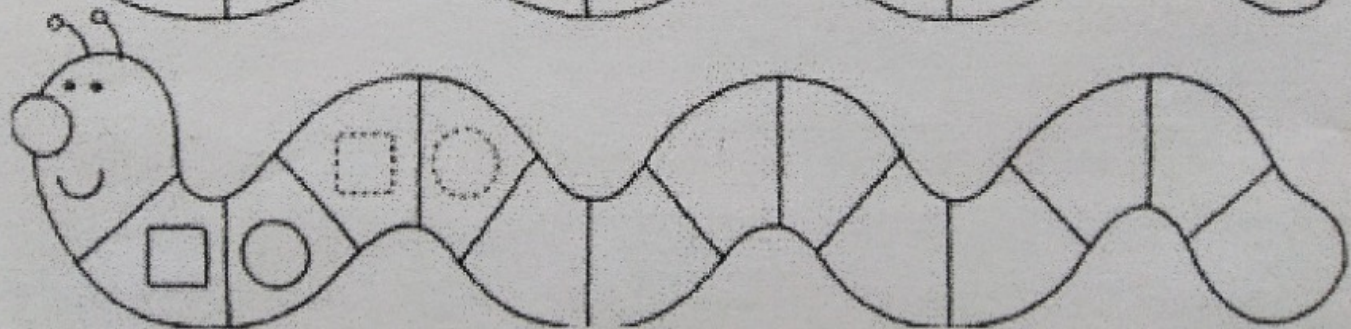

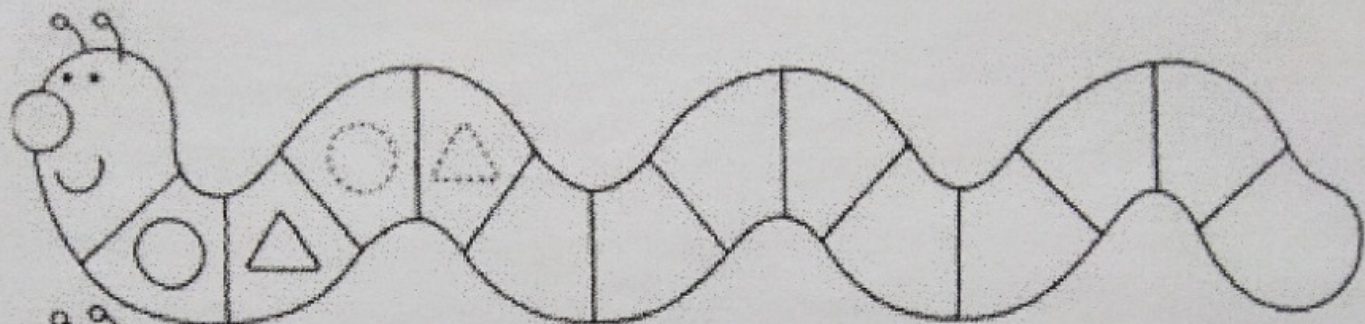


Sort the pictures by transportation on land, water or in the air.

Rozstříhejte obrázek na trojúhelníky podle naznačených linek, kartičky zamíchejte a předložte dítěti, aby osmiúhelník znovu sestavilo.








6.


5.



8.


10 2

9.



Zvířata a jejich mláďata

Maminky hledají své děti. Pomoz jim je najít. Každou správnou cestu obtáhni několikrát barvou, každá správná cesta bude mít jinou barvu. Obrázky vybarvi. Koho hledá slepice, koho kočka?



The Aloha State

By Rocky Fuller



candle



balloon



banana

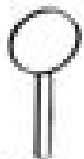


crescent moon




spool of thread

In the big picture, find these objects.



lollipop



mug



hot dog



ice-cream cone



pencil



hat




carrot

Hidden Pictures®

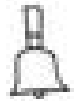
Pandamonium

By Maggie Swanson

Can you find these
Hidden Pictures®



pumpkin



handbell




wishbone



lemon



hairbrush



golf club



crayon



elephant



fish



crescent moon



glove



banana



adhesive bandage



bird



mug



candle




artist's brush



apple core



In this big picture, find the pumpkin, handbell, wishbone, lemon, hairbrush, golf club, crayon, elephant, fish, crescent moon, glove, banana, adhesive bandage, bird, mug, candle, apple core and artist's brush.



PAMPELIŠKA



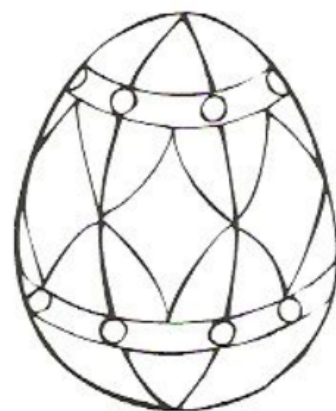

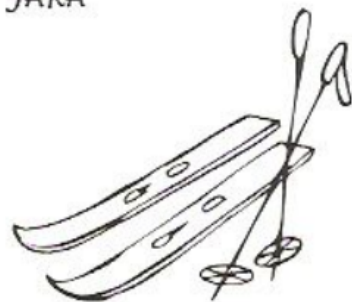
P



R	O	N	I	A
Š	T	P	K	C
N	S	U	J	L
P	E	M	G	A

ROČNÍ OBDOBÍ: ZIMA-JARO

POZNAT CHARAKTERISTICKÉ ZNAKY ZIMY A JARA



- Které obrázky patří k ZIMĚ a které k JARU?
- Obrázky PŘÍRAŔ ČAROU k dané části stromu.



Name: _____

--	--	--	--	--

3



1




5

2







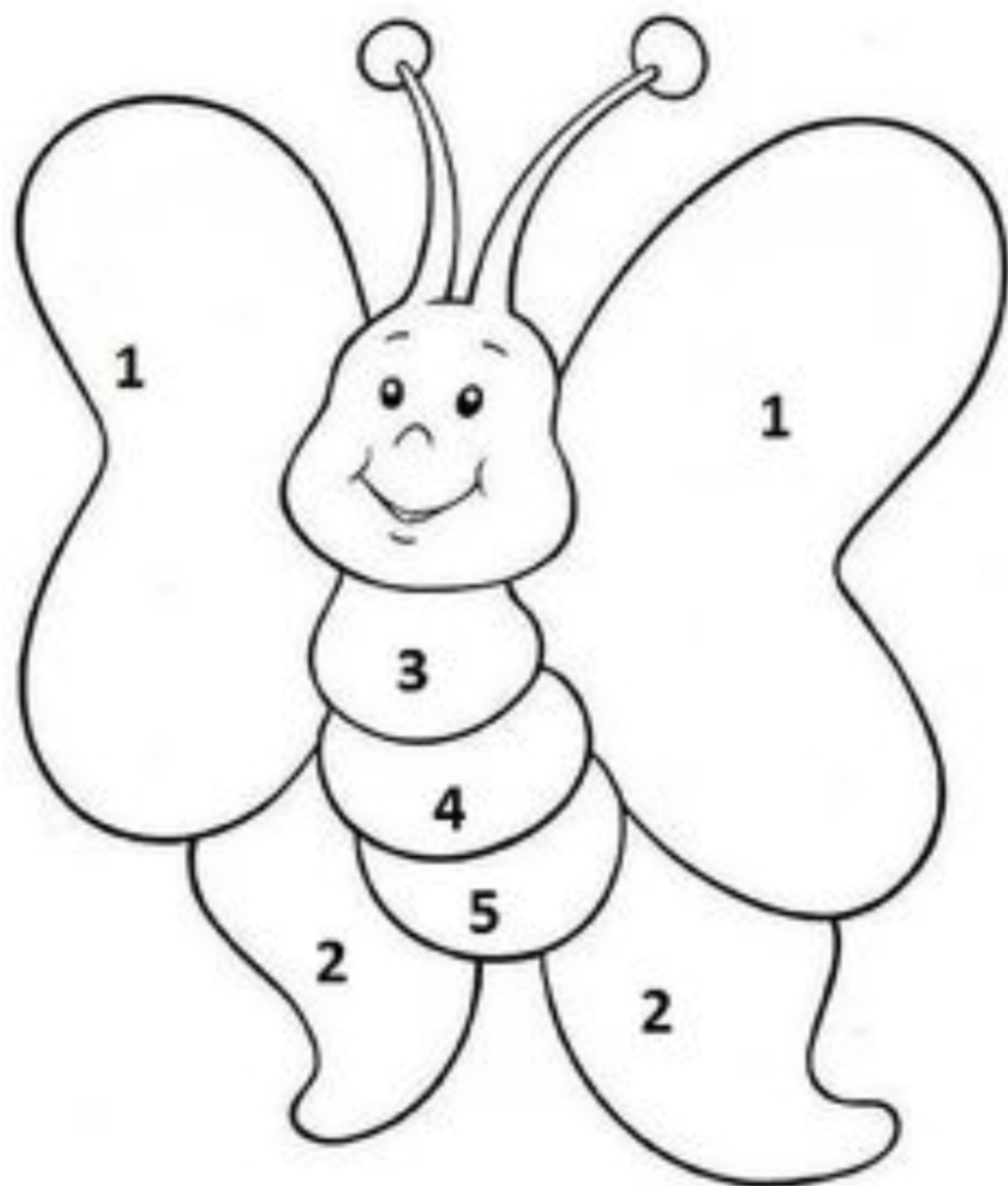
4






DOMALOVÁNKA TULIPÁN








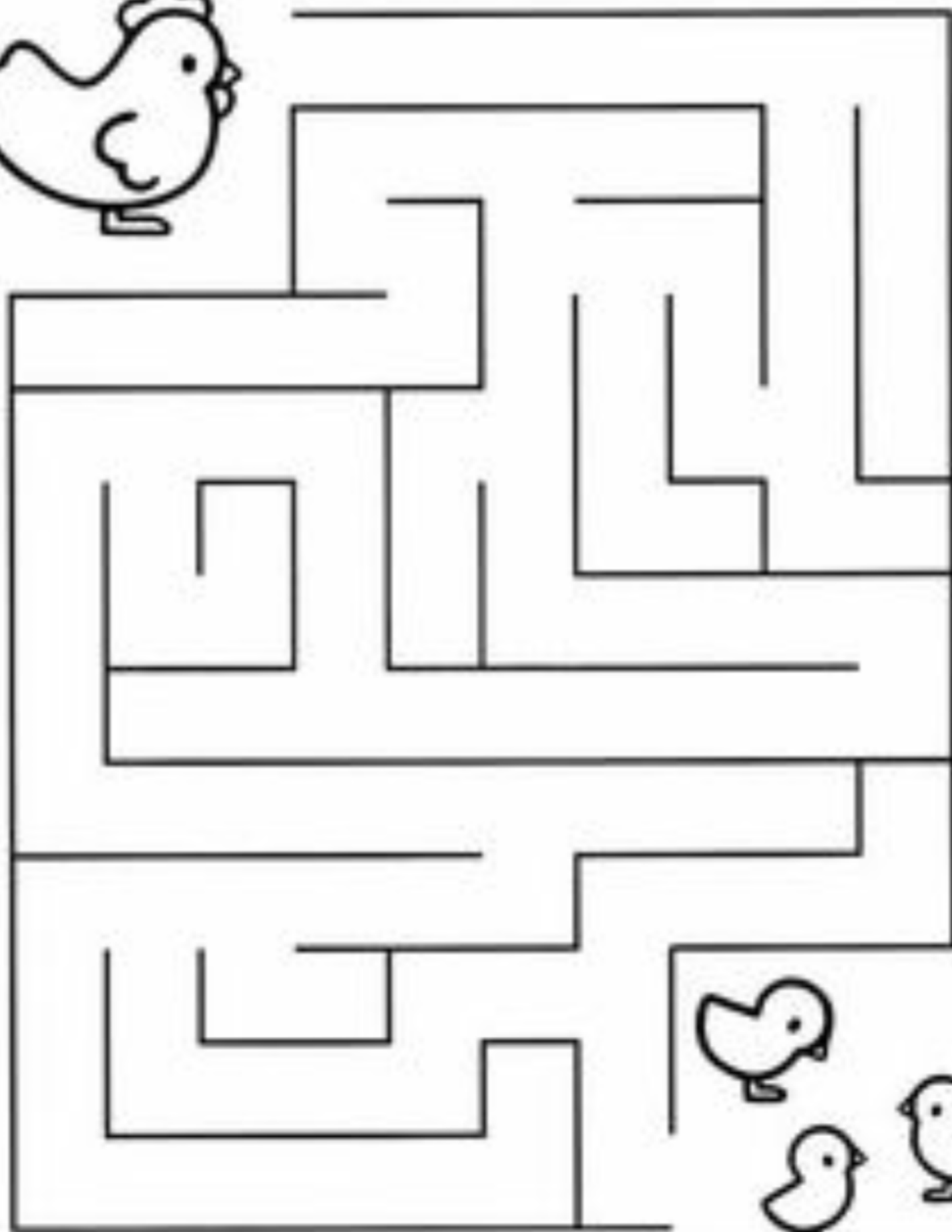
1-yellow 2-blue 3-green
4-red 5-orange






					
					
					




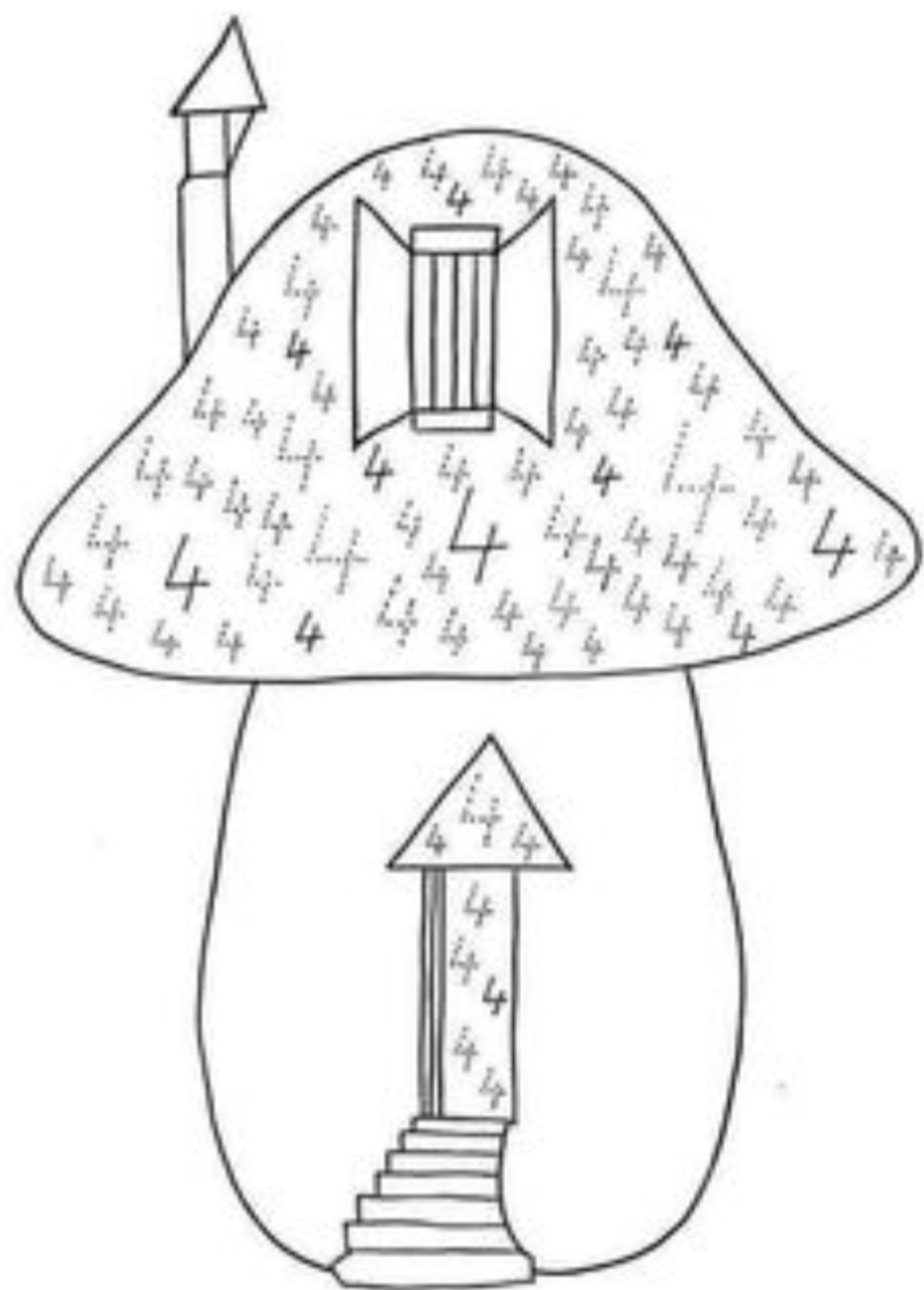









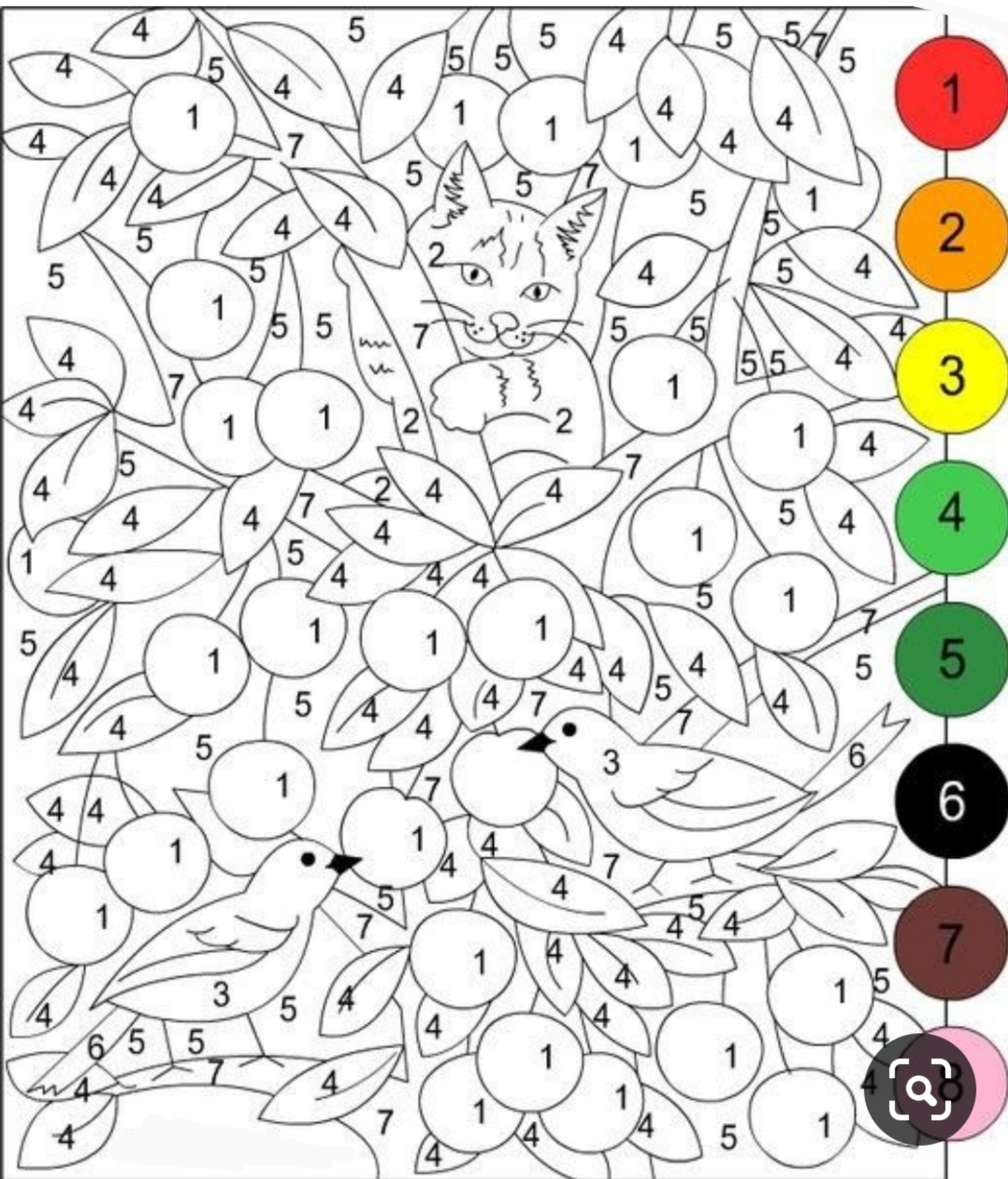


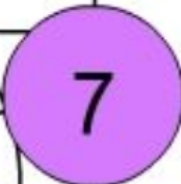


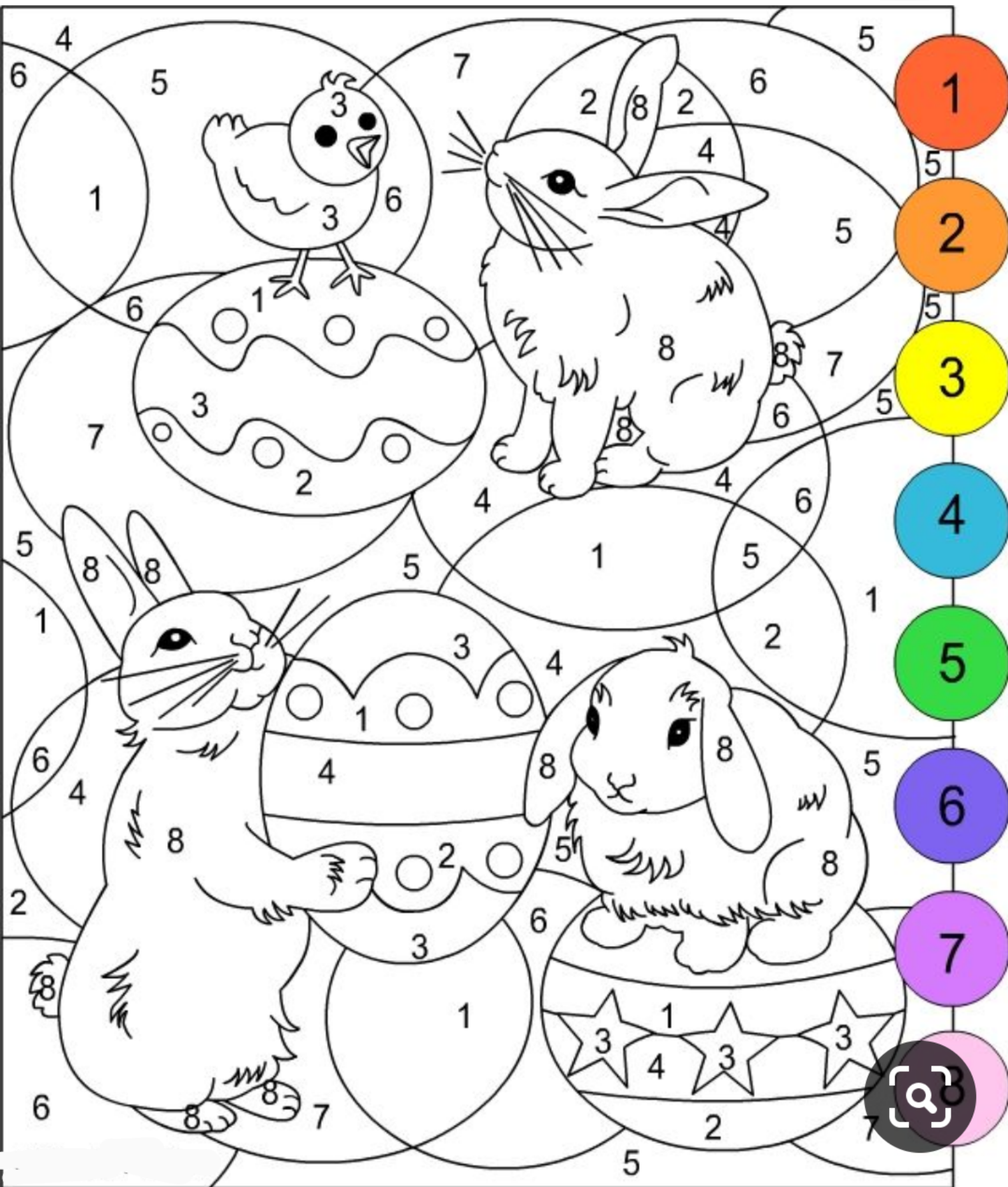





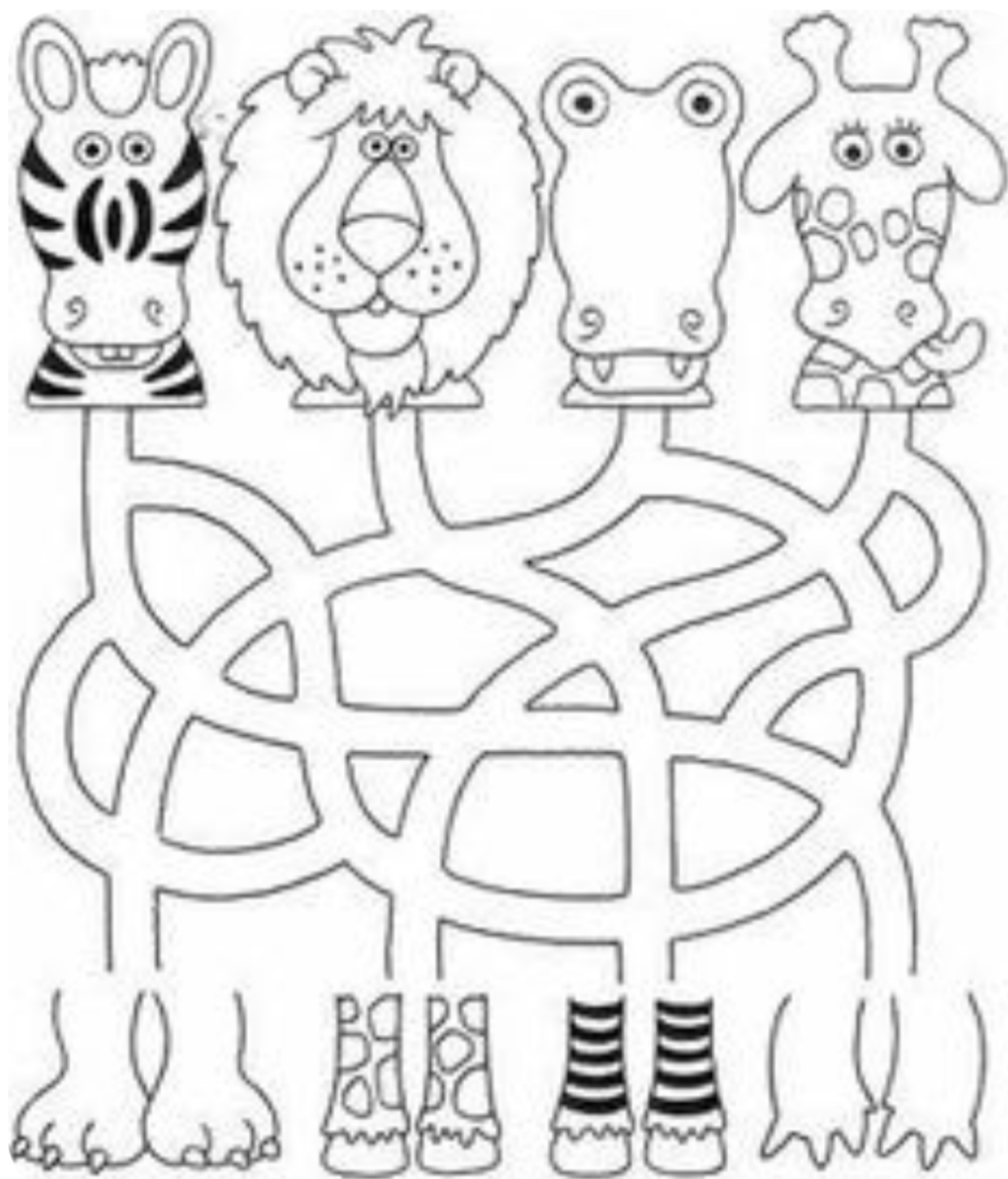







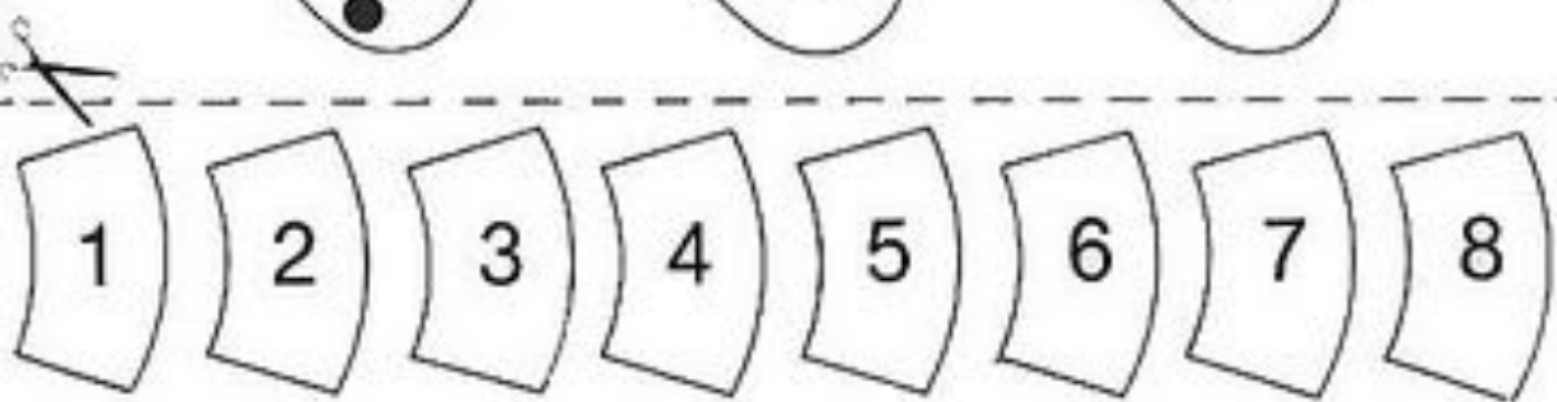







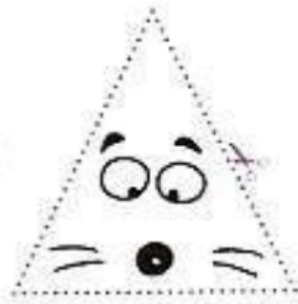

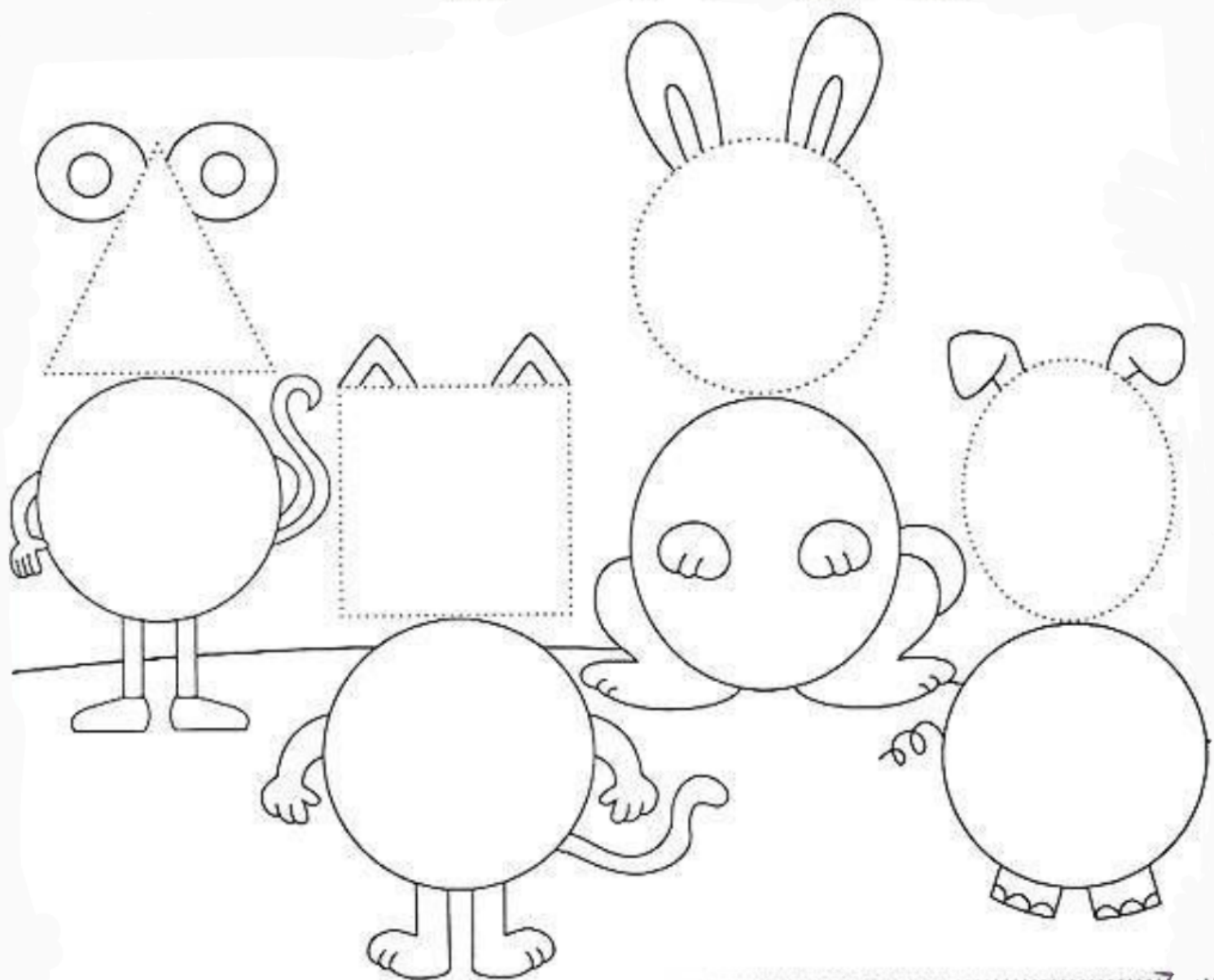







- ENTRA EN ESTA CASA Y DESCUBRE TODOS LOS NÚMEROS ESCONDIDOS. COLORÉALOS.
- ¿PUEDES DECIR EL NOMBRE DE CADA UNO DE ELLOS?



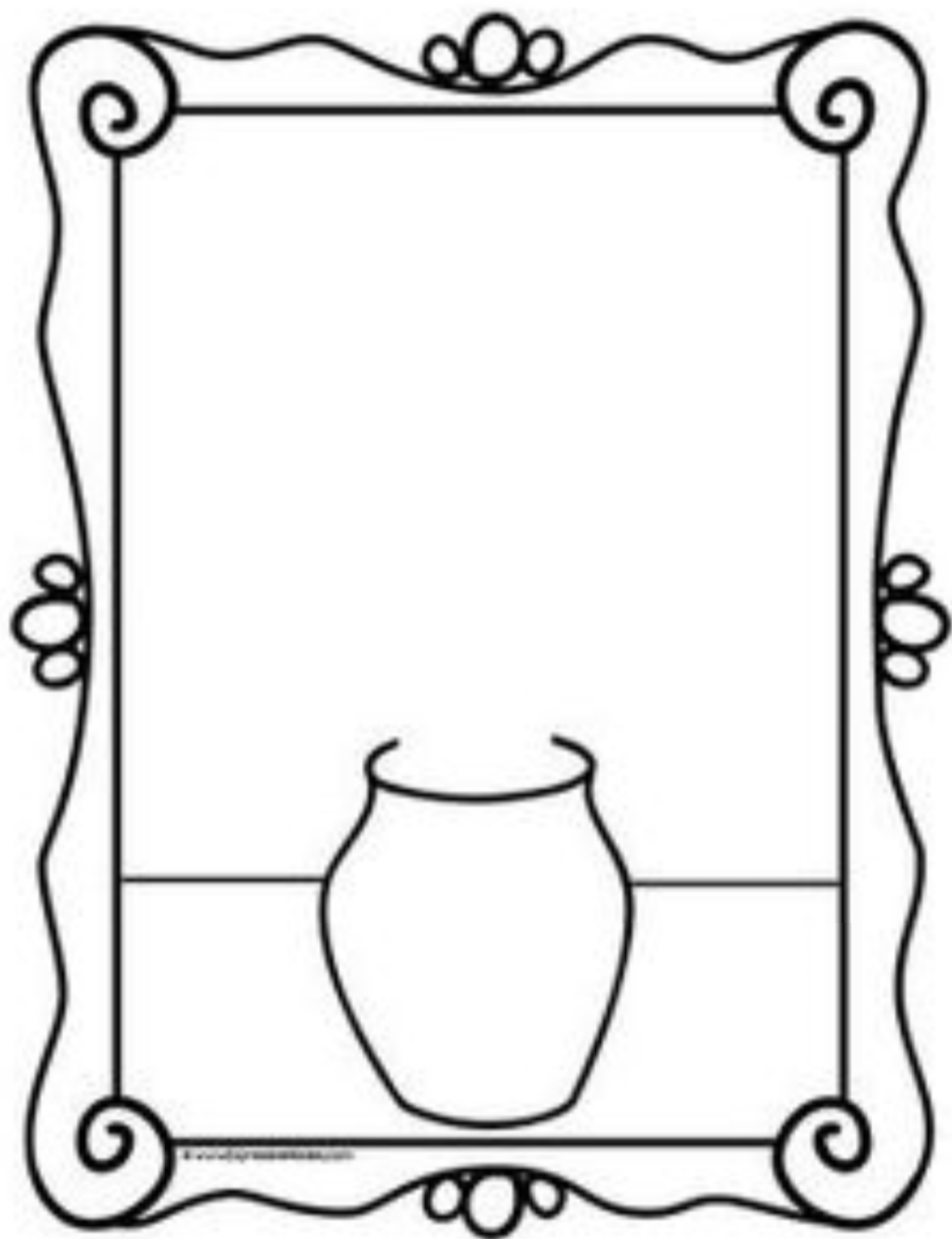





Zajíček Zahradník

- Pomoz zajíčkovi udělat zahrádku (ohrádku) jen okolo květin.
- Do menší ohrádky dej pokojové květiny.





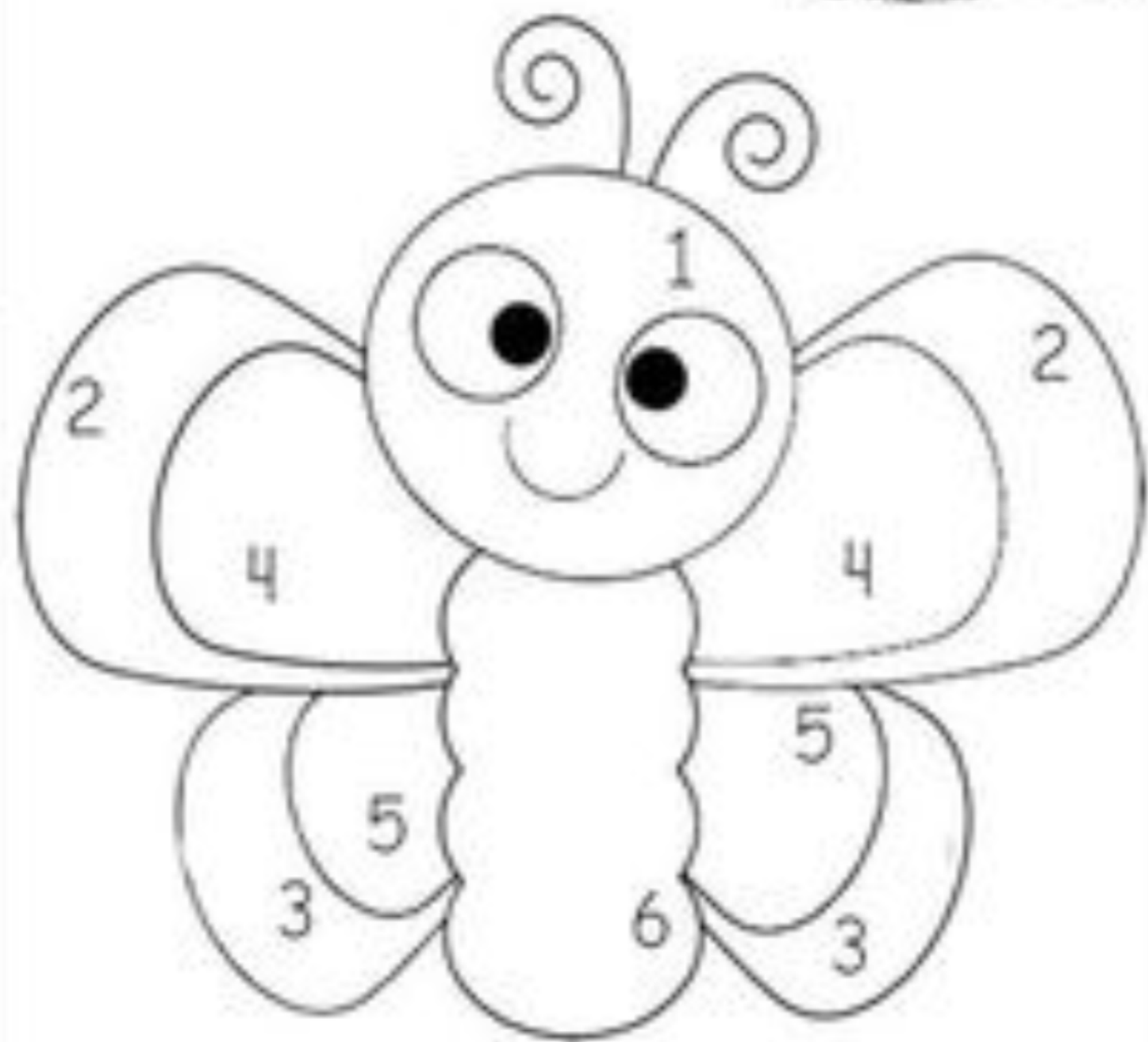




COLORINDO...



1-PINTE SEGUINDO A LEGENDA:



AMARELO



VERMELHO



LILÁS



LARANJA



ROSA



AZUL

Name:

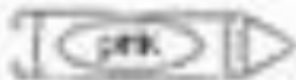
1-3




1




2

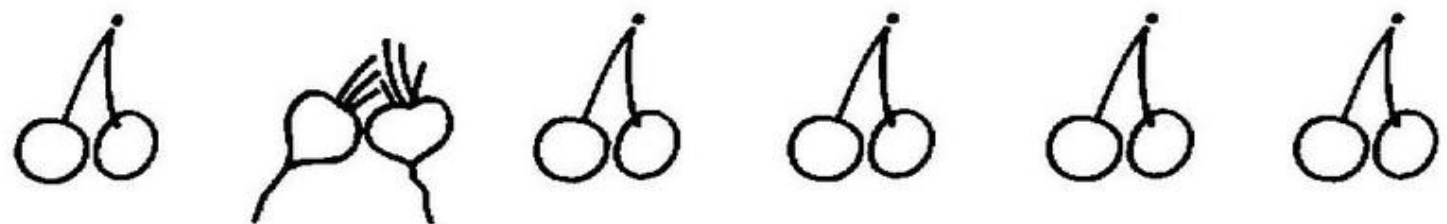





3








V každé řadě vybarvi odlišný obrázek.



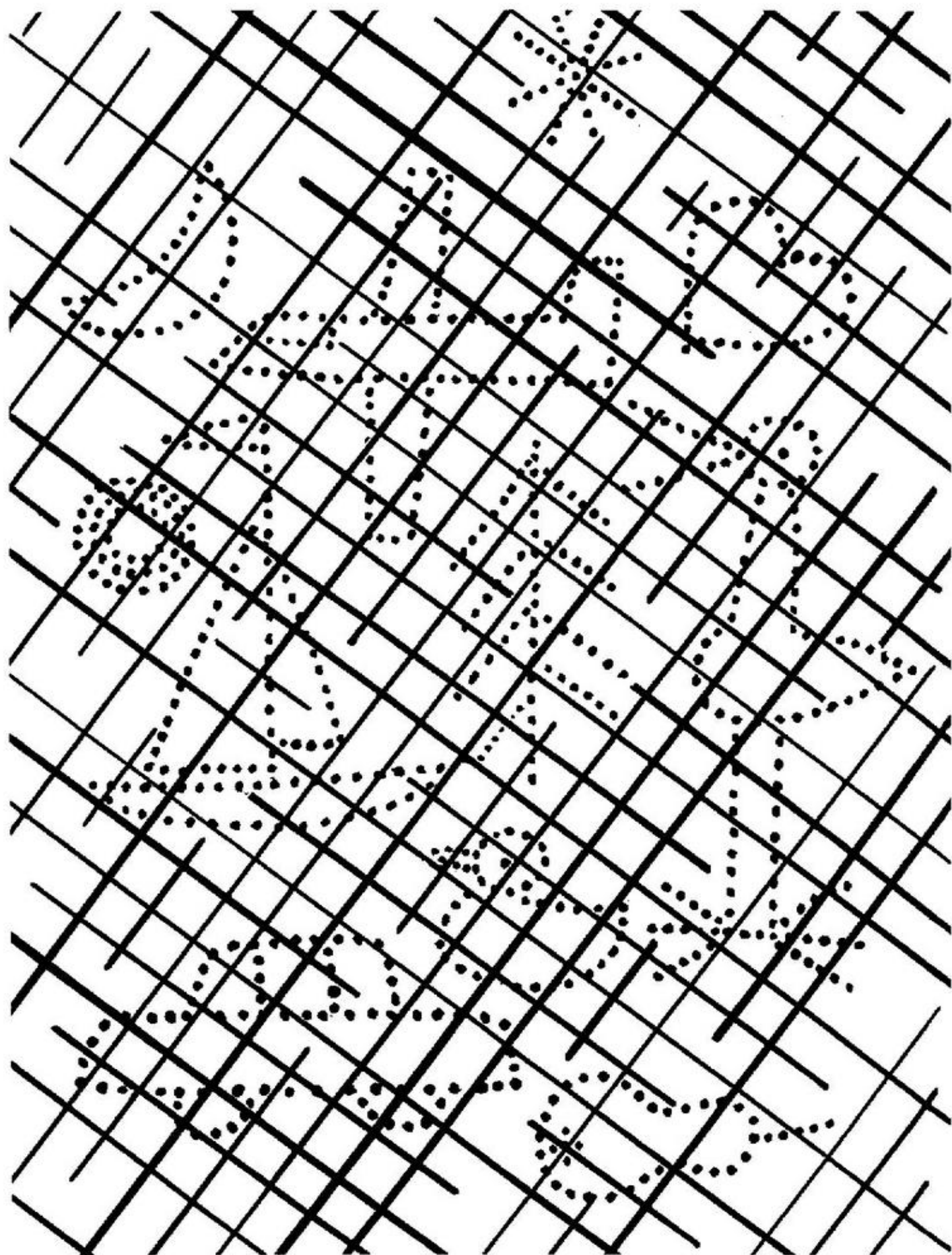
Co všechno chybí na druhém obrázku? Pokus se to dokreslit!




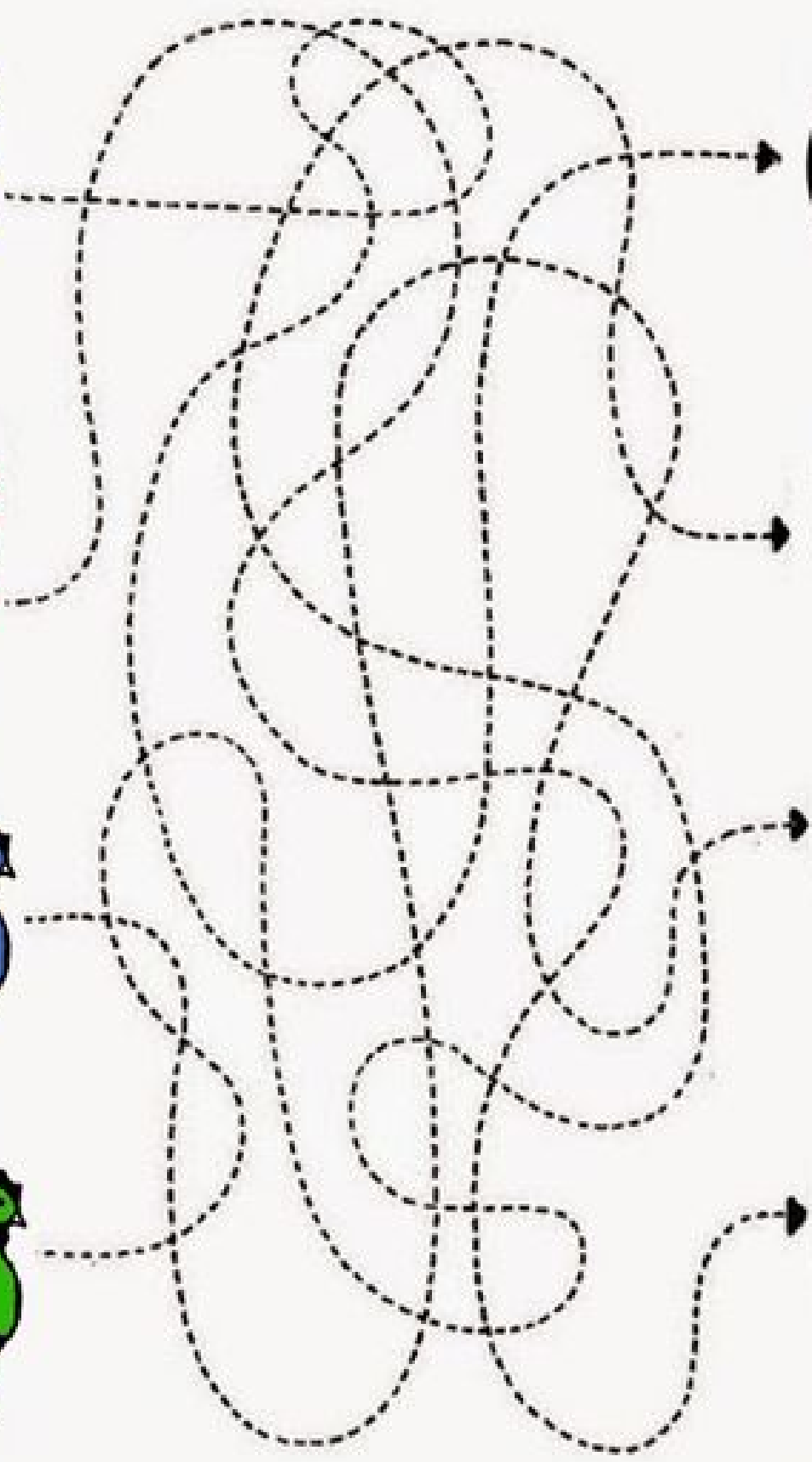





Jmenuj tečkované předměty.



Jmenuj tečkované předměty.





Tvarová podobnost

Najdi dva stejné míče a spoj je čarou. Dvojice stejně vybarvi.

