

www.pragentemiuda.org





ilkay



Toilet Paper Roll Spiders





flowering tree
from a kid's hand



EASY TASSEL FLOWERS

DIY Dandelion Bouquet from BrenDid.com







SHIRT CARD

for father's day









rapunzell26



Finished



1



2



3



4



5







FOTO 1



FOTO 2



FOTO 3



FOTO 4



FOTO 5



FOTO 6





Easy Peasy and Fun






sassydealz.com

















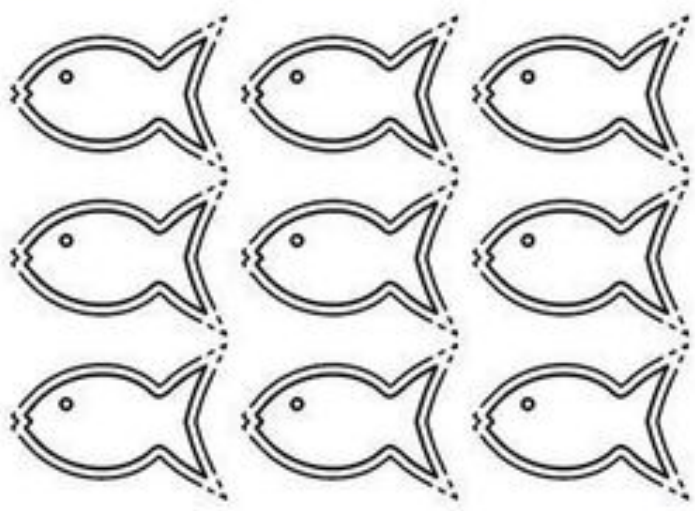








papelisimo.es



papelisimo.es

















make it yourself

CARDBOARD CONSTRUCTION SET







Carrot footprints





Pracovní listy pro kroužek Chytrolín

TVOŘIVÉ RUČIČKY

Dnes si vyrobíme veselé jarní ptáčky. Co budeš k jejich výrobě potřebovat: nůžky, barevné papír (A4), lepidlo, černý fix, jehlu a nit (zavěšení).

Postup práce:



















← Kaydedilenler



etkinlikalesi • Takip Et

Niğde Province






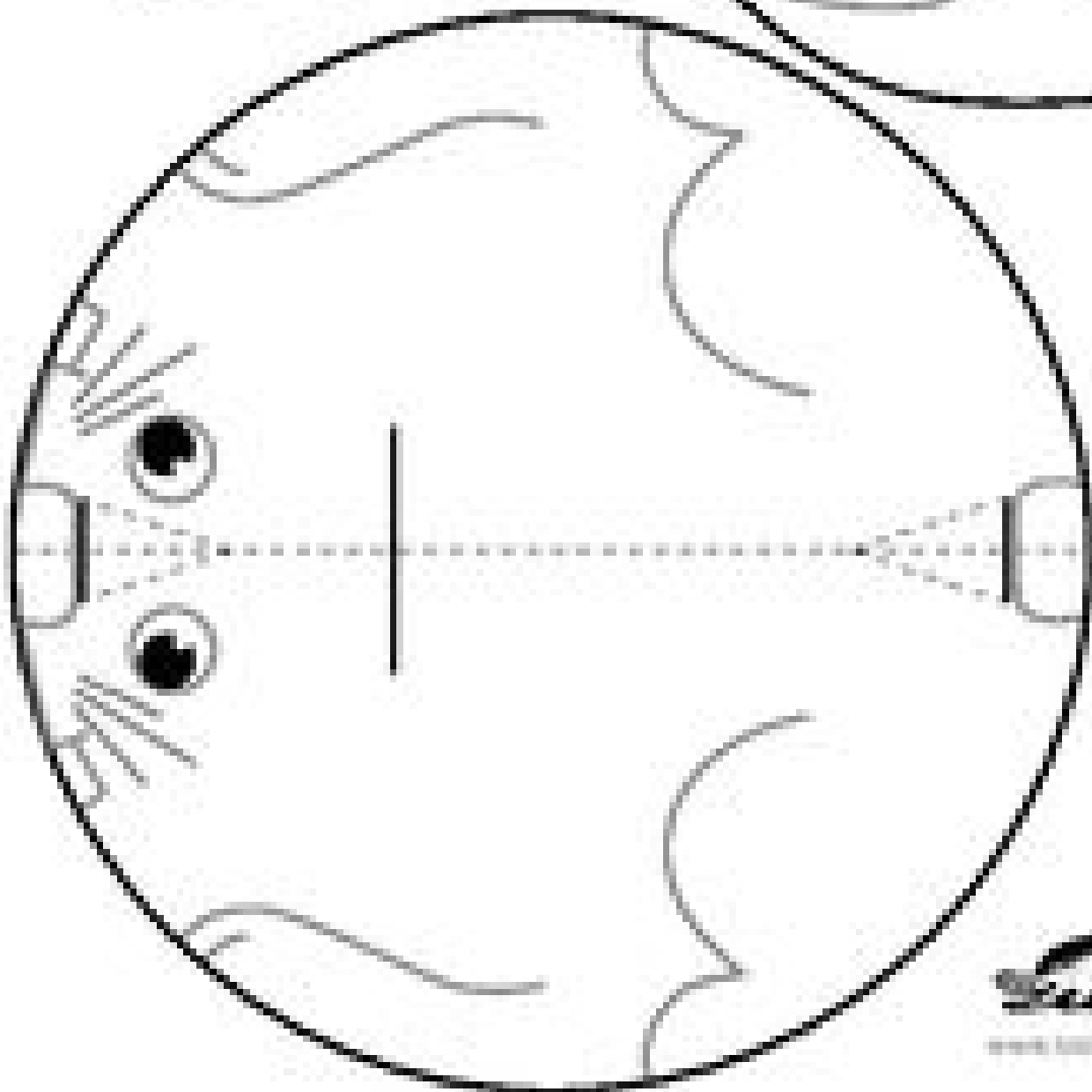






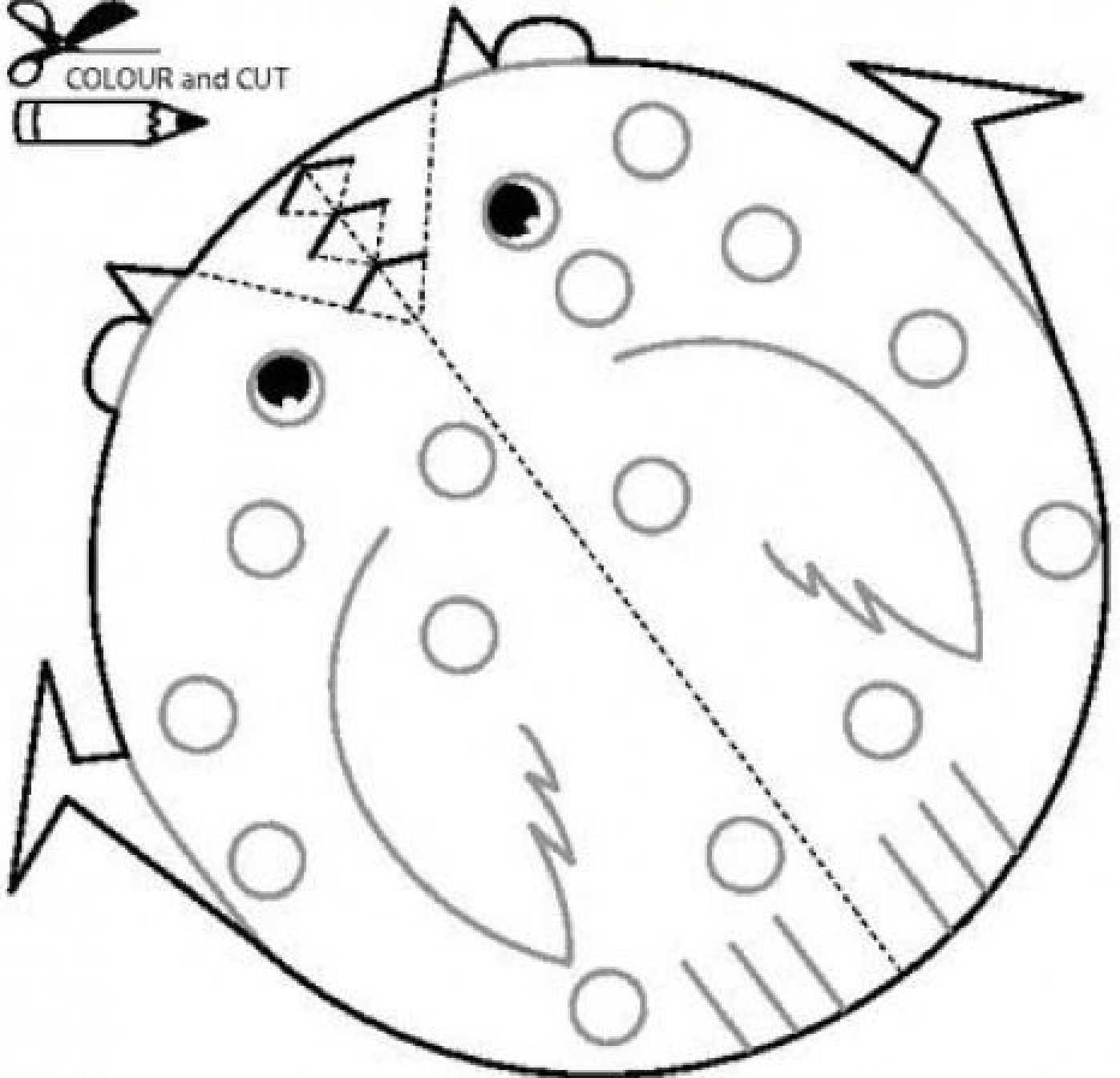


COLOUR and CUT





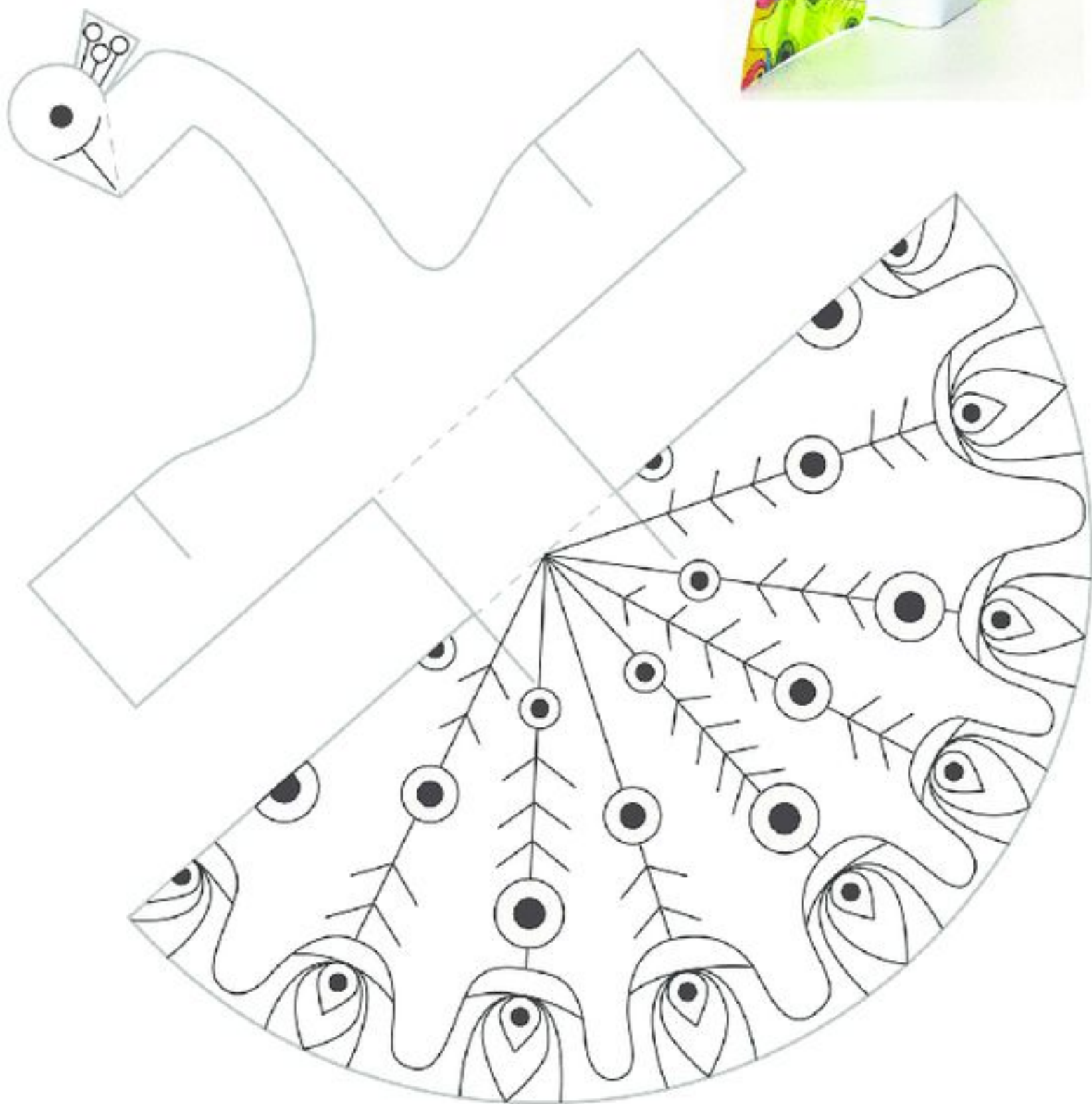
COLOUR and CUT








PEACOCK















Recept na čarodějnické prsty

Suroviny : 140 g másla, 210g hladké (špaldové) mouky ,70g hnědého cukru ,1 l vanilkový cukr ,2 ks žloutků , 50 g oloupaných mandlí – asi 30 půlek

Postup přípravy

- Troubu předehřejte na 175°C. Všechny přísady dejte do mísy a promíchejte, až získáte hrudky. Vysypte na vál a dlouhými pohyby od těla ven hněťte po trochách do spojení k vláčnému těstu. Nechte vychladit 30 minut v lednici.
- Vytvarujte 30 malých válečků, na dvou místech prohněťte prstem, na výstupcích udělejte párátkem rýhy jako na kloubech prstů a na konec přilepte mandli. Pečte cca 15 minut.





Výtvarná činnost : Pavouk čarodějnice

Materiál :


Víčko od pet láhve, černý papír, fixa na CD, bílá čtvrtka, černá tuš, vodové barvy, Herkules(tavná pistol), nůžky.

Postup :


Podle víčka obkreslíme kolečko na černý papír a dokreslíme nožičky. Vystříháme a vytvarujeme. Na černý papír nalepíme víčko. Pak už podle fatazie dotvoříme pavoučka a pavučinu:-).



Hatching Chick Craftivity

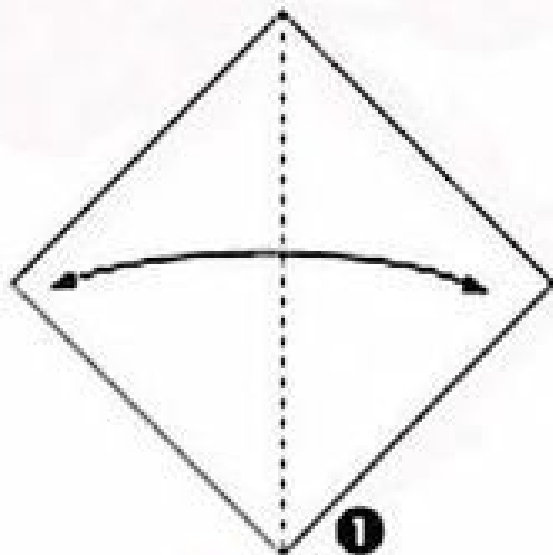




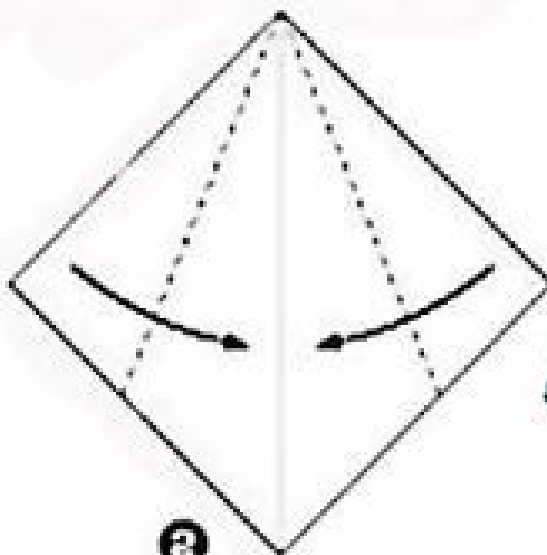




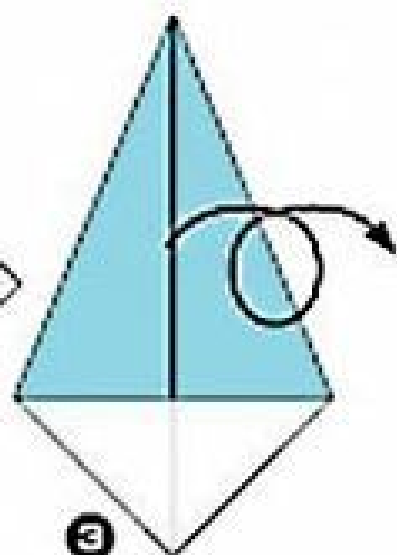
*Creations
Technique*



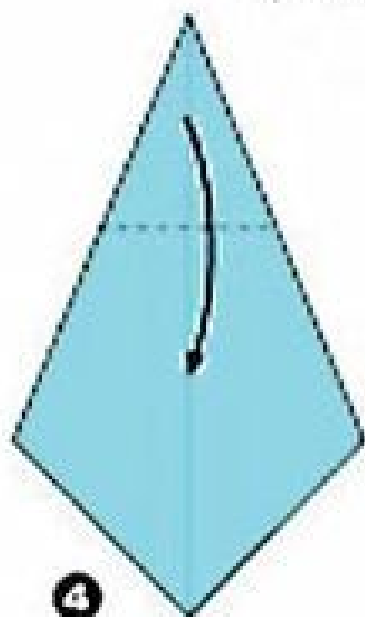
1



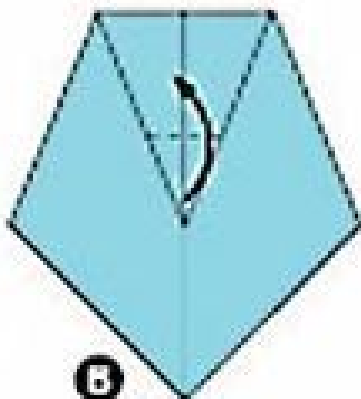
2



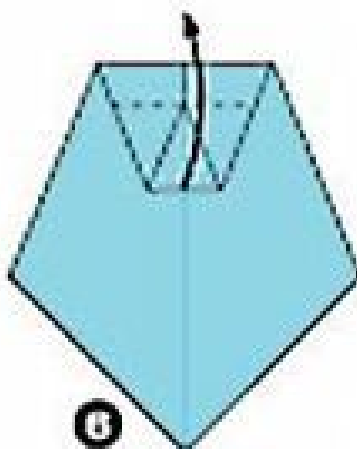
3



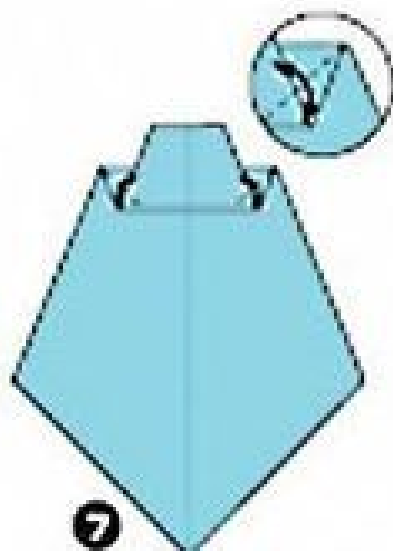
4



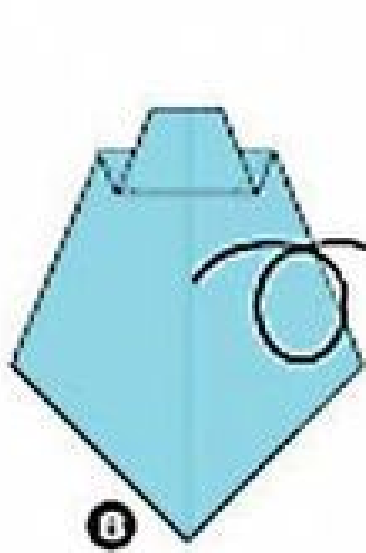
5



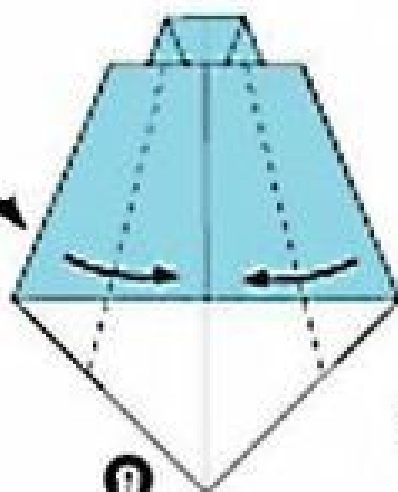
6



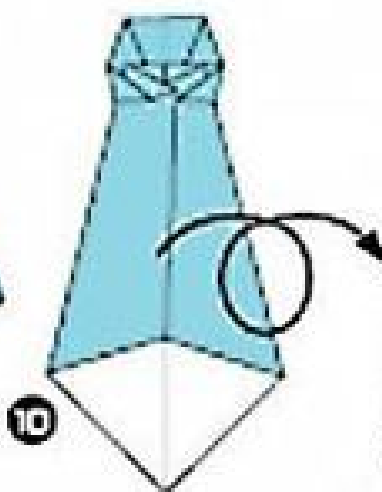
7



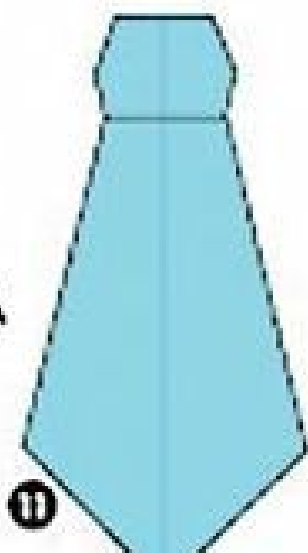
8



9




10





11





www.krokotak.com










































www.krokotak.com










Mãe




Fantavolando












PAPER PLATE UNICORN CRAFT






Une Maman Poule !!!
♥♥♥

Seeds Pictures




www.krokotak.com



5 Swirling Ghosts to cut out









NEWSPAPER Witch Craft



%39 21:57



Instagram







gozde_teacherr




104 beğenme











CHALK ART CAT








iheartcraftythings.com









...ly, espec-
must Irish fans
whenever Ireland
side moves in
has tended to
Without
have
recall
I don't know
match threatens
easy if the bad blood
in our countries; meeting in Dub
March has curdled. How much
intensity lingers from that will soon
be seen. What is already clear is that
Ireland are not rushing to commiserate
with Wales cover the absence of Garreth
... has been ruled out with
... is a top-class player
... that he is a loss
... I feel Scammis
... to us," says
... all the
... and th
... at are up
... to put in
... re Web
... advance
... at they
... have p
... game," a
... could be g

... it
... from
... has
... I'll
... It
... of those
... it would
... where
... with year
... at area of university
... we love to
... As simple
... As simple
... at key sparring
... to vent a foot
... O'Neill
... sec-
... re Web
... have p
... at they
... game," a
... could be g

Average WSL
2016 seasons were 1,128
2,116 made the three occupied
at Kingsmeadow feel like a decidedly
healthy attendance. The slickness of
Chelsea's branding is married with a
non-league atmosphere. A groundsman
wiggles the sprinklers to wet more grass
before kick-off, the scoreboard gets stuck
on seven minutes (for four minutes), and
ballgirs stroll along the edge of the pitch
clutching trays of chips smothered in
leek汁. The accessibility and increased
profile of England stars, and the crop of
other internationals, post-Euro 2017
are a clear draw to the kids queuing
for signatures.
For Liverpool, a re
going to be an
their
... patch. Passen-

... minute with a power
... the left into the far corner
... Chamberlain's goal.
... was not quite the rout of previ-
... weeks though. With an eye on
... Wednesday's trip to Bayern Munich in
... the Champions League, Emma Hayes
... made six changes to Chelsea's starting
... XI. In what was perhaps an indication
... of her priorities this season, and the
... strength of her squad, Maria Thorisdottir,
... Fran Kirby, Hannah Blunsdell and
... Drew Spence all dropped to the bench.
... Ramona Bachmann and Hedvig Lin-
... habil sat out the match altogether after
... the south London side's impressive 1-0
... win over the German team.
... this was Chelsea's third competitive
... their new Kingsmeadow home
... purchased the site from AFC
... the Donis prepare to move
... patch. Passen-



Art Projects for Kids

Four Calling Birds



JDaniel4's
Mom



www.JDaniel4sMom.com







2014











Paper Plate Snails










Нáподы про Анисауры 





www.krokotak.com
















Kraus, K...

nosta a lidé

241
235
236
237
238
239
240
241
242
243
244
245
246
247
248
249
250





máma 
do deště





1.



2.



3.



4.



5.



Banánovo ovesné placičky s borůvkami s Oliverem ☺


2 banány

2 vejce

Ovesné vločky

Borůvky

Všechny ingredience smícháme, upečeme na pánvi, ozdobíme šlehačkou, ovocem a jíme. ☺









EASTER CHICK FORK PAINTING







www.easy-child-crafts.com



www.easy-child-crafts.com



www.easy-child-crafts.com




www.easy-child-crafts.com



www.easy-child-crafts.com








Stand-Up Witch!


Make this cute witch character from index paper. Color, cut out and fold. Bend her arms forward and staple or paste the broom to her hands.




Use her as a Halloween centerpiece.







Cut out all of the hearts.









Origami Tulip Printable Diagram



